


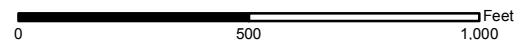


Research Center  
600 NE Grand Ave  
Portland, OR 97232-2736  
(503) 797-1742  
<http://www.oregonmetro.gov/drc>

-  Urban growth boundary
-  Taxlots
-  Metro District Boundary

Proposal No. AN0321

1:5,000



The information on this map was derived from digital databases on Metro's GIS. Care was taken in the creation of this map. Metro cannot accept any responsibility for errors, omissions, or positional accuracy. There are no warranties, expressed or implied, including the warranty of merchantability or fitness for a particular purpose, accompanying this product. However, notification of any errors will be appreciated.

