




Visitor Venues FY20-21 Budget

February 18, 2020

Economic Prosperity



\$875 million

**8,000+
jobs**

**3.4 million
visitors**

Vibrant Communities



Safe and welcoming places

Remembrance sites

Cultural and historical events

Co-creation of events and programming

Racial equity



Metro's visitor venues are committed to equity and inclusion in our programming, contracting and hiring.

Climate Change Leadership

- The WAVE
- Zoo Education Center
- OCC: most sustainably run convention center
- Expo GHG reduction
- Polar Passage



Council priorities in FY20-21 budget

Employer of Choice

- \$750,000 investment in our people
- 300 additional TriMet universal passes
- Expanded health and welfare benefits for 50 more part-time staff
- Professional development opportunities

FY20-21 Key Decisions



- Expo Development Opportunity Study
- Portland's 5 Centers for the Arts
- Oregon Zoo Master Plan

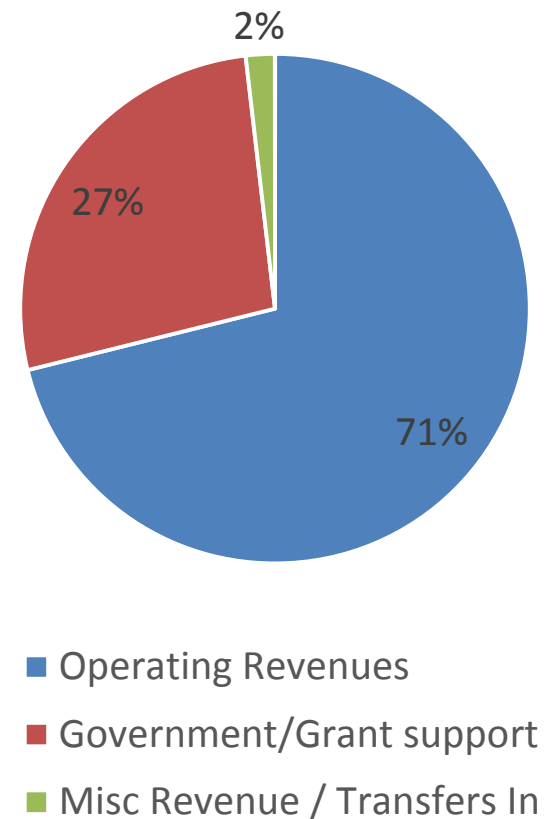
Proposed Budget Modifications

- Oregon Convention Center: 5.0 FTE
- Zoo and Zoo Bond: 8.5 FTE
- MERC Admin: 1.0 FTE

Operating Revenues

	OCC	P5	Expo	Oregon Zoo & Oregon Zoo Bond	MERC Admin	Total Visitor Venues
Charges for Services	32.5	19.8	8.0	33.5	-	93.8
Govt/Grant support	15.3	3.3	0.6	16.5	-	35.7
Misc / Transfers In	0.4	0.3	0.1	.3	1.3	2.4
Total	48.2	23.4	8.7	50.2	1.3	131.9

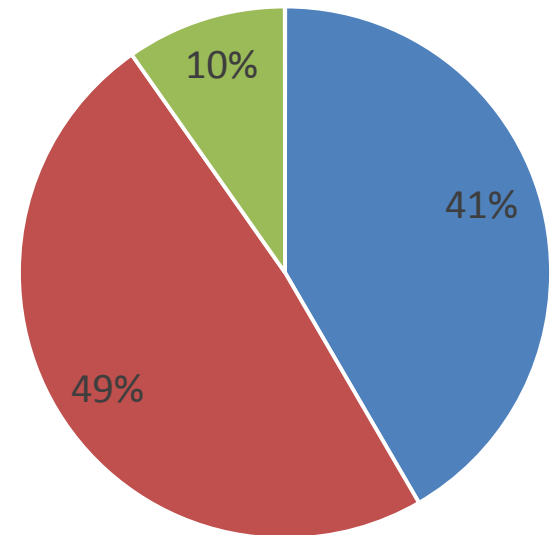
shown in millions



Operating Expenses

	OCC	P5	Expo	Oregon Zoo & Oregon Zoo Bond	MERC Admin	Total Visitor Venues
Personnel	14.6	10.3	2.4	24.2	0.9	52.4
Materials & Services	25.4	10.5	4.1	20.8	0.5	61.2
Transfers Out	4.7	2.3	0.8	4.4	0.1	12.3
Total	44.7	23.2	7.2	49.42	1.6	125.9

shown in millions



- Personnel Services
- Materials and Services
- Transfers Out

Debt and Management Fee

	OCC	P5	Expo	Oregon Zoo & Oregon Zoo Bond	MERC Admin	Total Visitor Venues
Debt Service	-	-	1.0	1.2	-	2.2
Management Fee	2.2	-	-	-	-	2.2
Net Operations after debt and mgmt. fee	1.3	0.2	0.5	(0.3)	(0.2)	1.6

shown in millions

Capital

	OCC	P5	Expo	Oregon Zoo & Oregon Zoo Bond	MERC Admin	Total Visitor Venues
Capital Revenue	7.3	-	1.3	2.6	-	11.2
Capital Expenditures	9.8	8.6	1.6	26.0	-	46.0
Net Capital	(2.5)	(8.6)	(.3)	(23.4)	0.0	(34.8)

shown in millions

Visitor Venues Budget

Tradeoffs

Tradeoffs: Oregon Convention Center

Shifting investments from capital assets to our people

- Staffing decisions
- Investing in employee engagement
- Investing in Racial Equity Plan
- Increased sales and service revenue goals
- Holding materials and services flat
- Reduced reserve contribution

Tradeoffs / Implications: Expo

Additional revenue sources.

- Cirque du Soleil provides operating surplus
- VFTA Funding
- Management Fee / General Fund Dynamics

Tradeoffs / Implications, Portland'5

Personnel costs are rising.

- Consider reduction of programming
- Increase rental rates
- Reduced materials and services
- Reduced capital contribution
- Avoided staff reductions

Tradeoffs / Implications, Oregon Zoo

Personnel costs are rising.

- Organizational structure: New FTEs or reassign
- Growing reserves vs. investing in animal habitats
- Increase admissions vs. reduce workforce

Questions?
oregonmetro.gov



FTE details

Oregon Convention Center:

- Director of Setup, \$145,000
- Equity and Employee Engagement Program Manager, \$122,000
- Audio Visual Technician Lead, net cost \$35,000
- Guest Services Scheduling Coordinator, net cost \$30,000
- Marketing and Communications Coordinator, \$70,000

Cost estimates include all related fringe and benefits

FTE details

Oregon Zoo:

- Employee Engagement Coordinator/DEI Project Manager, \$126,000
- Butterfly Keeper (0.5 FTE), net cost \$20,000
- Security Officer, \$67,000
- Electrician I, net cost \$38,000
- Two Education Specialists, net cost \$8,000
- Maintenance Worker 2 for Pest Control, net cost \$29,000
- Bond Project Manager (LD), \$86,000
- Bond Construction Manager (LD), \$50,000

Cost estimates include all related fringe and benefits

FTE details

MERC Administration:

- Policy Advisor III, \$185,000

Cost estimates include all related fringe and benefits