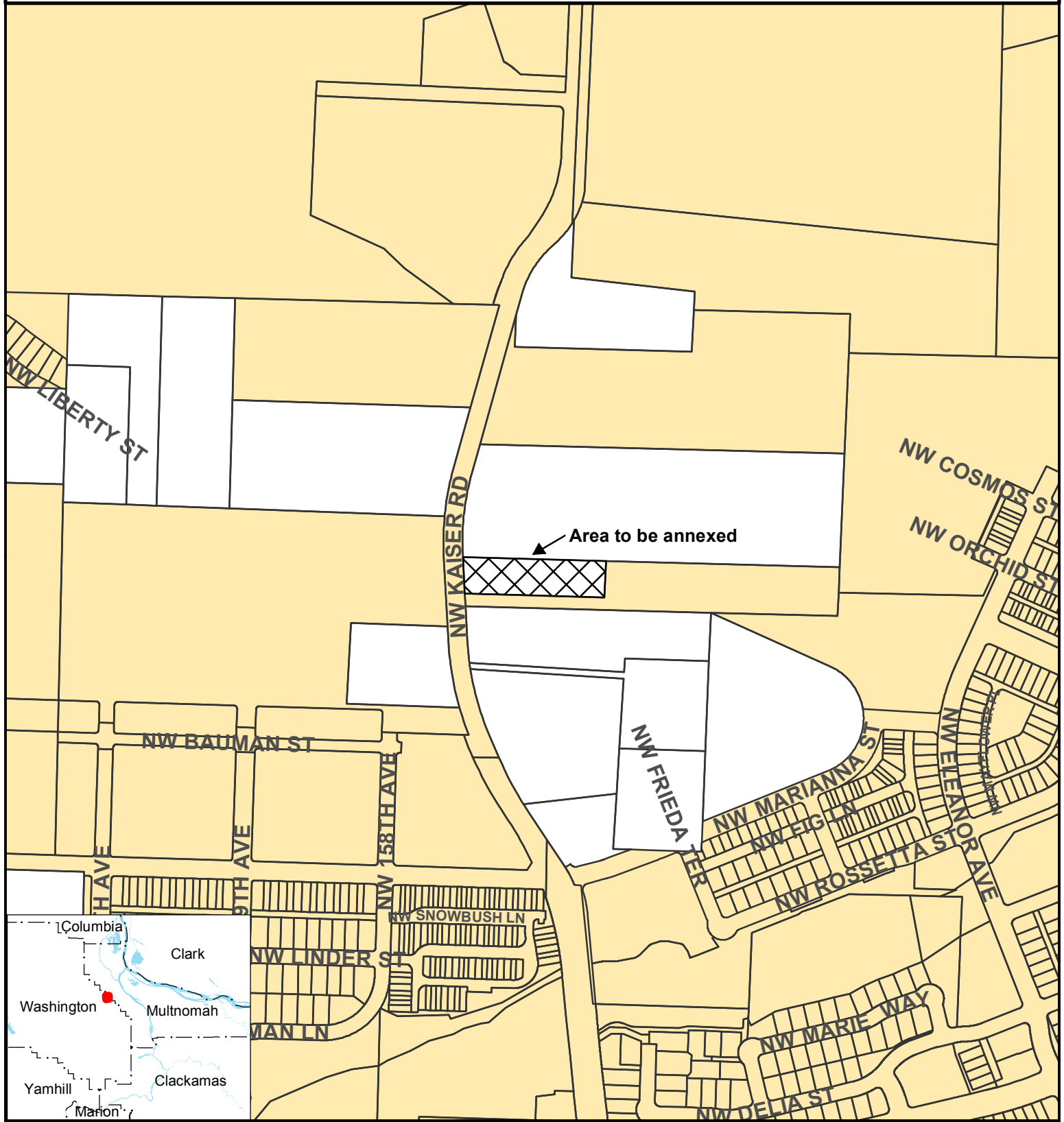


Proposal No. AN-0417

1N1W17




Annexation to the Metro District Boundary

Washington County



Proposal No. AN-0417 Metro District Boundary


Research Center
600 NE Grand Ave
Portland, OR 97232-2736
(503) 797-1742
<http://www.oregonmetro.gov/drc>

-  Area to be annexed
-  Taxlots
-  Metro District Boundary

0

500

1,000

Feet

The information on this map was derived from digital databases on Metro's GIS. Care was taken in the creation of this map. Metro cannot accept any responsibility for errors, omissions, or positional accuracy. There are no warranties, expressed or implied, including the warranty of merchantability or fitness for a particular purpose, accompanying this product. However, notification of any errors will be appreciated.

