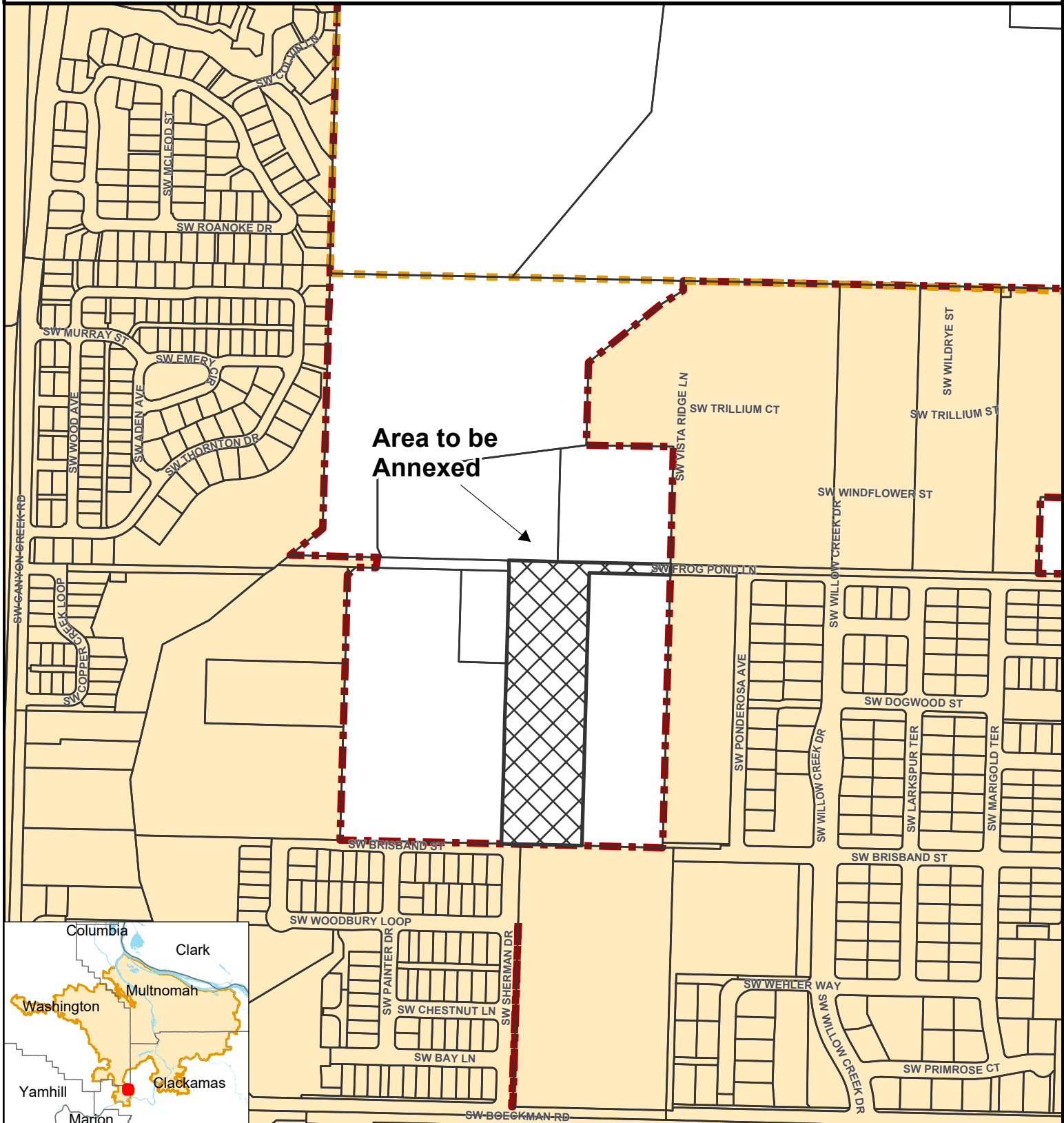


Proposal No. AN0923




3S1W12

Annexation to the Metro Service District

Clackamas County



Research Center
600 NE Grand Ave
Portland, OR 97232-2736
(503) 797-1742
<http://www.oregonmetro.gov/drc>

-  Taxlots
-  Urban growth boundary
-  Metro district boundary

Proposal No. AN0923



1:5,000
0 500 1,000 Feet

The information on this map was derived from digital databases on Metro's GIS. Care was taken in the creation of this map. Metro cannot accept any responsibility for errors, omissions, or positional accuracy. There are no warranties, expressed or implied, including the warranty of merchantability or fitness for a particular purpose, accompanying this product. However, notification of any errors will be appreciated.