



600 NE Grand Ave.
Portland, OR 97232-2736

Council work session agenda

Tuesday, May 2, 2023

10:30 AM

Metro Regional Center, Council Chamber,
[https://www.youtube.com/live/edm5iTzLkt](https://www.youtube.com/live/edm5iTzLktE?feature=share)
E?feature=share,
<https://zoom.us/j/615079992> Webinar ID:
615 079 992 or 888-475-4499 (toll free)

This meeting will be held electronically and in person at the Metro Regional Center Council Chamber.

You can join the meeting on your computer or other device by using this link:

<https://www.youtube.com/live/edm5iTzLktE?feature=share>

Call to Order and Roll Call

Presentations

10:30 Diversity, Equity and Inclusion (DEI) Department Budget [23-5859](#)
Presentation

Presenter(s): Cassie Salinas (she/her), Metro

Attachments: [Staff Report](#)

11:30 Oregon Convention Center Budget Presentation [23-5860](#)

Presenter(s): Craig Stroud (he/him), Metro

Attachments: [Staff Report](#)

12:20 Chief Operating Officer Communication

12:25 Councilor Communication

Adjourn

Metro respects civil rights

Metro fully complies with Title VI of the Civil Rights Act of 1964, Title II of the Americans with Disabilities Act, Section 504 of the Rehabilitation Act and other statutes that ban discrimination. If any person believes they have been discriminated against regarding the receipt of benefits or services because of race, color, national origin, sex, age or disability, they have the right to file a complaint with Metro. For information on Metro's civil rights program, or to obtain a discrimination complaint form, visit oregonmetro.gov/civilrights or call 503-797-1890. Metro provides services or accommodations upon request to persons with disabilities and people who need an interpreter at public meetings. If you need a sign language interpreter, communication aid or language assistance, call 503-797-1890 or TDD/TTY 503-797-1804 (8 a.m. to 5 p.m. weekdays) 5 business days before the meeting. All Metro meetings are wheelchair accessible. Individuals with service animals are welcome at Metro facilities, even where pets are generally prohibited. For up-to-date public transportation information, visit TriMet's website at trimet.org

Thông báo về sự Metro không kỳ thị của

Metro tôn trọng dân quyền. Muốn biết thêm thông tin về chương trình dân quyền của Metro, hoặc muốn lấy đơn khiếu nại về sự kỳ thị, xin xem trong www.oregonmetro.gov/civilrights. Nếu quý vị cần thông dịch viên ra dấu bằng tay, trợ giúp về tiếp xúc hay ngôn ngữ, xin gọi số 503-797-1700 (từ 8 giờ sáng đến 5 giờ chiều vào những ngày thường) trước buổi họp 5 ngày làm việc.

Повідомлення Metro про заборону дискримінації

Metro з повагою ставиться до громадянських прав. Для отримання інформації про програму Metro із захисту громадянських прав або форми скарги про дискримінацію відвідайте сайт www.oregonmetro.gov/civilrights. або Якщо вам потрібен перекладач на зборах, для задоволення вашого запиту зателефонуйте за номером 503-797-1700 з 8.00 до 17.00 у робочі дні за п'ять робочих днів до зборів.

Metro 的不歧视公告

尊重民權。欲瞭解Metro民權計畫的詳情，或獲取歧視投訴表，請瀏覽網站 www.oregonmetro.gov/civilrights。如果您需要口譯方可參加公共會議，請在會議召開前5個營業日撥打503-797-1700（工作日上午8點至下午5點），以便我們滿足您的要求。

Ogeysiiska takooris la'aanta ee Metro

Metro waxay ixtiraamtaa xuquuqda madaniga. Si aad u heshid macluumaad ku saabsan barnaamijka xuquuqda madaniga ee Metro, ama aad u heshid warqadda ka cabashada takoorista, booqo www.oregonmetro.gov/civilrights. Haddii aad u baahan tahay turjubaan si aad uga qaybqaadatid kullaan dadweyne, wac 503-797-1700 (8 gallinka hore illaa 5 gallinka dambe maalmaha shaqada) shan maalmo shaqa ka hor kullanka si loo tixgaliyo codsashadaada.

Metro의 차별 금지 관련 통지서

Metro의 시민권 프로그램에 대한 정보 또는 차별 항의서 양식을 얻으려면, 또는 차별에 대한 불만을 신고 할 수 www.oregonmetro.gov/civilrights. 당신의 언어 지원이 필요한 경우, 회의에 앞서 5 영업일 (오후 5시 주중에 오전 8시) 503-797-1700를 호출합니다.

Metro의差別禁止通知

Metroでは公民権を尊重しています。Metroの公民権プログラムに関する情報について、または差別苦情フォームを入手するには、www.oregonmetro.gov/civilrights。までお電話ください。公開会議で言語通訳を必要とされる方は、Metroがご要望に対応できるよう、公開会議の5営業日前までに503-797-1700（平日午前8時～午後5時）までお電話ください。

សេចក្តីជូនដំណឹងអំពីការមិនរើសអើងរបស់ Metro

ការគោរពសិទ្ធិពលរដ្ឋរបស់ ១ សំរាប់ព័ត៌មានអំពីកម្មវិធីសិទ្ធិពលរដ្ឋរបស់ Metro ឬដើម្បីទទួលបានការប្រកាសស្តីពីការមិនរើសអើងសូមចូលទស្សនាគេហទំព័រ www.oregonmetro.gov/civilrights។
បើលោកអ្នកត្រូវការអ្នកបកប្រែភាសានៅពេលអង្គប្រជុំសាធារណៈ សូមទូរស័ព្ទមកលេខ 503-797-1700 (ម៉ោង 8 ព្រឹកដល់ម៉ោង 5 ល្ងាច ថ្ងៃធ្វើការ) ប្រាំពីរថ្ងៃ មុនថ្ងៃប្រជុំដើម្បីអាចឱ្យគេសម្រួលតាមសំណើរបស់លោកអ្នក។

إشعار بعدم التمييز من Metro

تحتزم Metro الحقوق المدنية. للمزيد من المعلومات حول برنامج Metro للحقوق المدنية أو لإيداع شكوى ضد التمييز، يُرجى زيارة الموقع الإلكتروني www.oregonmetro.gov/civilrights. إن كنت بحاجة إلى مساعدة في اللغة، يجب عليك الاتصال مقدماً برقم الهاتف 503-797-1700 (من الساعة 8 صباحاً حتى الساعة 5 مساءً، أيام الاثنين إلى الجمعة) قبل خمسة (5) أيام عمل من موعد الاجتماع.

Paunawa ng Metro sa kawalan ng diskriminasyon

Iginagalang ng Metro ang mga karapatang sibil. Para sa impormasyon tungkol sa programa ng Metro sa mga karapatang sibil, o upang makakuha ng porma ng reklamo sa diskriminasyon, bisitahin ang www.oregonmetro.gov/civilrights. Kung kailangan ninyo ng interpreter ng wika sa isang pampublikong pulong, tumawag sa 503-797-1700 (8 a.m. hanggang 5 p.m. Lunes hanggang Biyernes) lima araw ng trabaho bago ang pulong upang mapagbigyan ang inyong kahilingan.

Notificación de no discriminación de Metro

Metro respeta los derechos civiles. Para obtener información sobre el programa de derechos civiles de Metro o para obtener un formulario de reclamo por discriminación, ingrese a www.oregonmetro.gov/civilrights. Si necesita asistencia con el idioma, llame al 503-797-1700 (de 8:00 a. m. a 5:00 p. m. los días de semana) 5 días laborales antes de la asamblea.

Уведомление о недопущении дискриминации от Metro

Metro уважает гражданские права. Узнать о программе Metro по соблюдению гражданских прав и получить форму жалобы о дискриминации можно на веб-сайте www.oregonmetro.gov/civilrights. Если вам нужен переводчик на общественном собрании, оставьте свой запрос, позвонив по номеру 503-797-1700 в рабочие дни с 8:00 до 17:00 и за пять рабочих дней до даты собрания.

Avizul Metro privind nediscriminare

Metro respectă drepturile civile. Pentru informații cu privire la programul Metro pentru drepturi civile sau pentru a obține un formular de reclamație împotriva discriminării, vizitați www.oregonmetro.gov/civilrights. Dacă aveți nevoie de un interpret de limbă la o ședință publică, sunați la 503-797-1700 (între orele 8 și 5, în timpul zilelor lucrătoare) cu cinci zile lucrătoare înainte de ședință, pentru a putea să vă răspunde în mod favorabil la cerere.

Metro txoj kev ntxub ntxaug daim ntawv ceeb toom

Metro tributes cai. Rau cov lus qhia txog Metro txoj cai kev pab, los yog kom sau ib daim ntawv tsis txaus siab, mus saib www.oregonmetro.gov/civilrights. Yog hais tais koj xav tau lus kev pab, hu rau 503-797-1700 (8 teev sawv ntov txog 5 teev tsaus ntuj weekdays) 5 hnub ua hauj lwu ua ntej ntawm lub rooj sib tham.

Diversity, Equity and Inclusion (DEI) Department
Budget Presentation
Presentation

Metro Council Work Session
Tuesday, May 2, 2023

STAFF REPORT

DEPARTMENT BUDGET PRESENTATION: DIVERSITY, EQUITY & INCLUSION

Date: April 13, 2023

Prepared by:
Patrick Dennis, Budget Coordinator

Department: Diversity, Equity and Inclusion

Presented by:
Cassie Salinas, Diversity, Equity and Inclusion
Organizational Impact Program Manager

Meeting date: May 2, 2023

Length: 60 minutes

ISSUE STATEMENT

This meeting will provide Council, acting as the Budget Committee, the opportunity to hear how the Diversity, Equity and Inclusion Department's FY 2023-24 budget aligns with Council priorities, strategic framework, racial equity outcomes, and climate action goals. Information shared at this meeting will help guide the development of the FY 2023-24 Approved Budget.

ACTION REQUESTED

Council discussion and feedback regarding the Diversity, Equity and Inclusion's FY 2023-24 proposed budget.

IDENTIFIED POLICY OUTCOMES

Development of a FY 2023-24 Metro budget that aligns with Council priorities.

POLICY QUESTIONS

What are the policy implications and tradeoffs that will result from the department's budget?

Specific factors for Council consideration *may* include:

- How well do the department's programs align with Council priorities and direction?
- Does the budget represent a good investment in, and advance, the Council priorities?
- Has the department demonstrated sufficient planning to successfully implement any new programs and/or projects?

POLICY OPTIONS FOR COUNCIL TO CONSIDER

Each department's budget has individual items that should achieve outcomes specifically addressed by Council through the strategic framework. Council can support the budget in whole or in part and modify individual items or larger program requests.

STAFF RECOMMENDATIONS

The Chief Operating Officer and Chief Financial Officer recommend that Council hear all the department presentations prior to determining their support for each department's proposed budget.

STRATEGIC CONTEXT & FRAMING COUNCIL DISCUSSION

Each department's FY 2023-24 base budget was developed following the Chief Financial Officer's budget instructions released in early December 2022. The base budgets allow departments to continue existing programs and projects as adjusted for various factors such as inflation, COLAs, etc.

New programs, projects, additional appropriations, and FTE are requested through the department's budget modification request process. These requests were reviewed and analyzed by the Chief Operating Officer, Deputy Chief Operating Officers, and Chief Financial Officer. Approved requests were built into the FY 2023-24 Proposed Budget, released on April 7, 2023, and presented by the Chief Operating Officer, acting as the Budget Officer, on April 11, 2023, with their Budget Message.

Legal Antecedent

The preparation, review and adoption of Metro's annual budget is subject to the requirements of Oregon Budget Law, ORS Chapter 294. The Chief Operating Officer, acting in their capacity as the designated Budget Officer, is required to present a balanced Proposed Budget to Council, acting in their capacity as Metro's Budget Committee.

BACKGROUND

Each department will provide information pertaining to their proposed budget, that includes budget modification requests approved by the Chief Operating Officer.

Oregon Convention Center Budget Presentation
Presentation

Metro Council Work Session
Tuesday, May 2, 2023

STAFF REPORT

DEPARTMENT BUDGET PRESENTATION: OREGON CONVENTION CENTER

Date: April 13, 2023

Prepared by:
Patrick Dennis, Budget Coordinator

Department: Visitor Venues – Oregon
Convention Center

Presented by:
Craig Stroud, Oregon Convention Center
Executive Director

Meeting date: May 2, 2023

Length: 60 minutes

ISSUE STATEMENT

This meeting will provide Council, acting as the Budget Committee, the opportunity to hear how the Oregon Convention Center's FY 2023-24 budget aligns with Council priorities, strategic framework, racial equity outcomes, and climate action goals. Information shared at this meeting will help guide the development of the FY 2023-24 Approved Budget.

ACTION REQUESTED

Council discussion and feedback regarding the Oregon Convention Center's FY 2023-24 proposed budget.

IDENTIFIED POLICY OUTCOMES

Development of a FY 2023-24 Metro budget that aligns with Council priorities.

POLICY QUESTIONS

What are the policy implications and tradeoffs that will result from the department's budget?

Specific factors for Council consideration *may* include:

- How well do the department's programs align with Council priorities and direction?
- Does the budget represent a good investment in, and advance, the Council priorities?
- Has the department demonstrated sufficient planning to successfully implement any new programs and/or projects?

POLICY OPTIONS FOR COUNCIL TO CONSIDER

Each department's budget has individual items that should achieve outcomes specifically addressed by Council through the strategic framework. Council can support the budget in whole or in part and modify individual items or larger program requests.

STAFF RECOMMENDATIONS

The Chief Operating Officer and Chief Financial Officer recommend that Council hear all the department presentations prior to determining their support for each department's proposed budget.

STRATEGIC CONTEXT & FRAMING COUNCIL DISCUSSION

Each department's FY 2023-24 base budget was developed following the Chief Financial Officer's budget instructions released in early December 2022. The base budgets allow departments to continue existing programs and projects as adjusted for various factors such as inflation, COLAs, etc.

New programs, projects, additional appropriations, and FTE are requested through the department's budget modification request process. These requests were reviewed and analyzed by the Chief Operating Officer, Deputy Chief Operating Officers, and Chief Financial Officer. Approved requests were built into the FY 2023-24 Proposed Budget, released on April 7, 2023, and presented by the Chief Operating Officer, acting as the Budget Officer, on April 11, 2023, with their Budget Message.

Legal Antecedent

The preparation, review and adoption of Metro's annual budget is subject to the requirements of Oregon Budget Law, ORS Chapter 294. The Chief Operating Officer, acting in their capacity as the designated Budget Officer, is required to present a balanced Proposed Budget to Council, acting in their capacity as Metro's Budget Committee.

BACKGROUND

Each department will provide information pertaining to their proposed budget, that includes budget modification requests approved by the Chief Operating Officer.

Materials following this page were distributed at the meeting.

Diversity, Equity and Inclusion Department FY 2023-24 Proposed Budget

May 2, 2023

Sebrina Owens-Wilson, Regional Impact Program Manager
Cassie Salinas, Organizational Impact Program Manager

Presentation Agenda

- DEI Program Areas and Priorities
- Budget Overview
- Equity Metrics
- Budget Modifications
- Investments in Target Areas
- Council Discussion

Diversity, Equity & Inclusion Key Program Areas

REGIONAL
IMPACT

STRATEGIC
PLAN

ORGANIZATIONAL
IMPACT



Diversity, Equity & Inclusion Priorities



ORGANIZATIONAL
IMPACT

Systems change within Metro

Culture change and belonging



REGIONAL
IMPACT

Systems change with the region

Shared prosperity

Pathways to decision-making



STRATEGIC
PLAN
UPDATE

Diversity, Equity & Inclusion Department Budget Overview

\$738,400 Material and Services

\$1,870,333 Personnel Services = 11 FTE

\$425,000 Year 3 of 3 Awards for Civic Engagement Capacity Building Grants

Total operating budget: \$3,033,733



ORGANIZATIONAL
IMPACT



STRATEGIC
PLAN
UPDATE



REGIONAL
IMPACT

Measuring impact: Equity metrics

Regional Impact Equity Outcome

Coordinate regional jurisdictional partners and industry stakeholders to advance and implement the Construction Career Pathways Regional Framework to create career pathways for women & BIPOC workers into the construction industry.



Organizational Impact Equity Outcome

Develop a DEI training framework to increase equity literacy across the agency.



Unconscious Bias Training with Dr. Markisha Smith 6

Organizational Impact Equity

Metric: DEI training

Goal: 80% of managers or supervisors have attended mandatory DEI trainings

**Series 1: Fundamentals,
13 classes**

*89% of supervisors have
completed this class*

**Supervisor Essentials Tier 2:
Tools for Inclusive Leadership**

*33% of supervisors have
completed this class*



Fundamentals for Racial Equity training

Regional Impact Equity Metric Construction Career Pathways

Nine partner agencies have made policy commitments to implement Construction Career Pathways to grow and diversify the construction workforce.



Regional Impact Equity Metric Construction Career Pathways

Three partner agencies are implementing the Regional Workforce Equity Agreement on thirteen projects = \$723 million



City of Portland, 8 projects, \$601 million



Multnomah County, 4 projects, \$114 mil



Metro

Metro, 1 project, \$8.5 million

Budget Modifications

- **\$72,400** Extend Civic Engagement Capacity Building Grant Program Manager position through pilot grant cycle.
- **\$95,000** Provide facilitation, communication and engagement resources to support the update to the Strategic Plan to Advance Racial Equity, Diversity and Inclusion.
- **\$150,000** One-time funding to support and provide capacity for DEI initiatives including exploration of a green jobs strategy.



Program development convening -Civic Engagement Capacity Building Grant

Investments in Target Areas

ECONOMY

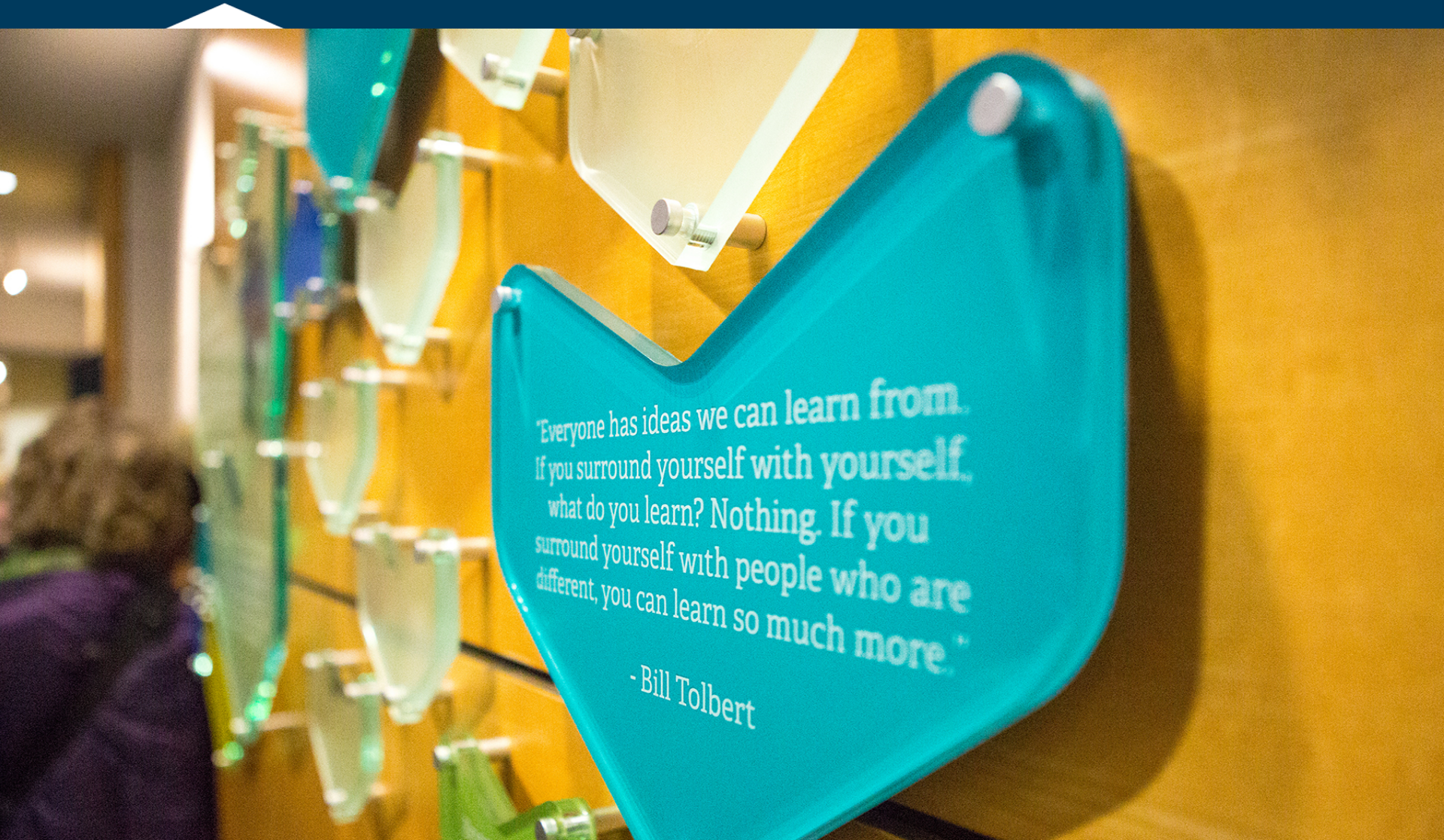
- Construction Careers Investments
 - Technical assistance for contractors - \$50K
 - Workforce Development - \$170K
- Black Worker Center Grant – up to \$250K
- Equitable recruitment and retention strategies at Metro

ENVIRONMENT

- Exploring sector based green/good jobs strategy



Questions and discussion



oregonmetro.gov



Oregon Convention Center FY 2023-24 Proposed Budget

May 2, 2023

Presentation Agenda

Budget Overview

Equity Metric

Budget Modifications

Investments in Target Areas

Council Discussion

Key Themes

Transition to “new” normal

Focus on internal/external Diversity,
Equity, and Inclusion Work

Public Safety and Security

Capital Planning: Maintaining the Public
Asset

Budget Overview

	Actual 2022	Estimated 2023	Proposed 2024
OPERATIONS			
Charges for Services	17.7	24.7	28.4
Local Government Shared Revenues	12.7	15.5	16.7
Transfers-R	2.1	-	-
All Other	0.4	0.6	0.4
Total Revenues	32.9	40.8	45.6
Personnel Services	7.8	10.5	15.4
Materials and Services	12.0	20.1	26.1
Transfers-E	5.3	5.4	5.5
Total Expenditures	25.1	36.0	47.0
Net Operations	7.8	4.8	(1.4)
CAPITAL			
Total Revenues	-	0.3	1.7
Total Expenditures	0.1	2.0	8.4
Net Capital	(0.1)	(1.8)	(6.8)
Grand Total Operations / Capital	7.7	3.1	(8.2)
Fund Balance	12.5	20.3	20.8
Contingency / Ending Fund Balance	20.3	23.3	12.7

Date Meeting / Action

Dec.
2022 MERC Commission
Budget Retreat

Jan.
2023 Budget Committee
Capital

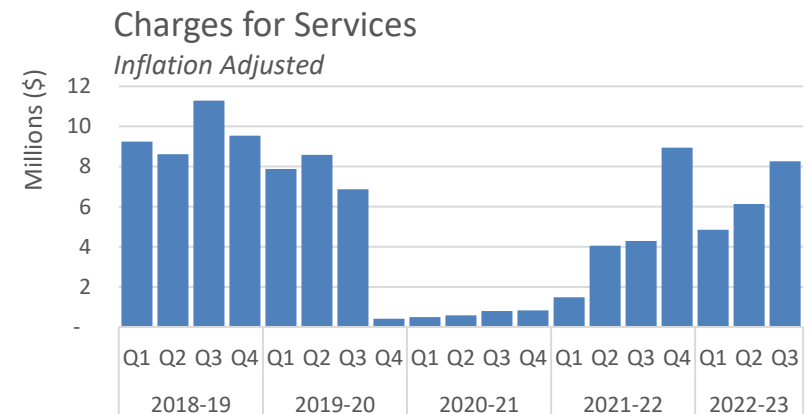
Feb.
2023 Budget Committee
Operations

Mar.
2023 MERC Commission
Budget Approval

Budget Overview

	Actual 2022	Estimated 2023	Proposed 2024
OPERATIONS			
Charges for Services	17.7	24.7	28.4
Local Government Shared Revenues	12.7	15.5	16.7
Transfers-R	2.1	-	-
All Other	0.4	0.6	0.4
Total Revenues	32.9	40.8	45.6
Personnel Services	7.8	10.5	15.4
Materials and Services	12.0	20.1	26.1
Transfers-E	5.3	5.4	5.5
Total Expenditures	25.1	36.0	47.0
Net Operations	7.8	4.8	(1.4)
CAPITAL			
Total Revenues	-	0.3	1.7
Total Expenditures	0.1	2.0	8.4
Net Capital	(0.1)	(1.8)	(6.8)
Grand Total Operations / Capital	7.7	3.1	(8.2)
Fund Balance	12.5	20.3	20.8
Contingency / Ending Fund Balance	20.3	23.3	12.7

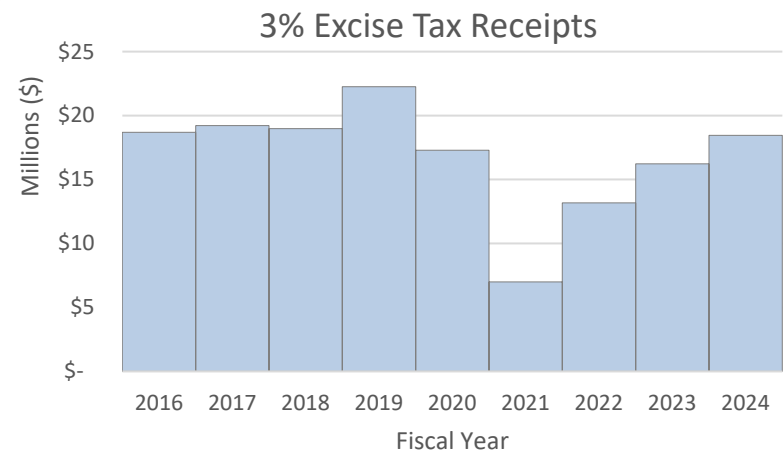
The FY2024 Schedule points to continued recovery but is still below pre-pandemic revenues



Budget Overview

	Actual 2022	Estimated 2023	Proposed 2024
OPERATIONS			
Charges for Services	17.7	24.7	28.4
Local Government Shared Revenues	12.7	15.5	16.7
Transfers-R	2.1	-	-
All Other	0.4	0.6	0.4
Total Revenues	32.9	40.8	45.6
Personnel Services	7.8	10.5	15.4
Materials and Services	12.0	20.1	26.1
Transfers-E	5.3	5.4	5.5
Total Expenditures	25.1	36.0	47.0
Net Operations	7.8	4.8	(1.4)
CAPITAL			
Total Revenues	-	0.3	1.7
Total Expenditures	0.1	2.0	8.4
Net Capital	(0.1)	(1.8)	(6.8)
Grand Total Operations / Capital	7.7	3.1	(8.2)
Fund Balance	12.5	20.3	20.8
Contingency / Ending Fund Balance	20.3	23.3	12.7

Lodging tax revenue supports operations and capital projects. Lodging revenue also have not fully recovered from the pandemic.



Budget Overview

	Actual 2022	Estimated 2023	Proposed 2024
OPERATIONS			
Charges for Services	17.7	24.7	28.4
Local Government Shared Revenues	12.7	15.5	16.7
Transfers-R	2.1	-	-
All Other	0.4	0.6	0.4
Total Revenues	32.9	40.8	45.6
Personnel Services	7.8	10.5	15.4
Materials and Services	12.0	20.1	26.1
Transfers-E	5.3	5.4	5.5
Total Expenditures	25.1	36.0	47.0
Net Operations	7.8	4.8	(1.4)
CAPITAL			
Total Revenues	-	0.3	1.7
Total Expenditures	0.1	2.0	8.4
Net Capital	(0.1)	(1.8)	(6.8)
Grand Total Operations / Capital	7.7	3.1	(8.2)
Fund Balance	12.5	20.3	20.8
Contingency / Ending Fund Balance	20.3	23.3	12.7

Permanent Positions

FY2022	FY2023	FY2024
113.3	113.3	113.95

Monthly Hours Worked



Budget Overview

	Actual 2022	Estimated 2023	Proposed 2024
OPERATIONS			
Charges for Services	17.7	24.7	28.4
Local Government Shared Revenues	12.7	15.5	16.7
Transfers-R	2.1	-	-
All Other	0.4	0.6	0.4
Total Revenues	32.9	40.8	45.6
Personnel Services	7.8	10.5	15.4
Materials and Services	12.0	20.1	26.1
Transfers-E	5.3	5.4	5.5
Total Expenditures	25.1	36.0	47.0
Net Operations	7.8	4.8	(1.4)
CAPITAL			
Total Revenues	-	0.3	1.7
Total Expenditures	0.1	2.0	8.4
Net Capital	(0.1)	(1.8)	(6.8)
Grand Total Operations / Capital	7.7	3.1	(8.2)
Fund Balance	12.5	20.3	20.8
Contingency / Ending Fund Balance	20.3	23.3	12.7

Minor operating deficit provides operating flexibility to react to rapidly changing demand

Budget Overview

	Actual 2022	Estimated 2023	Proposed 2024
OPERATIONS			
Charges for Services	17.7	24.7	28.4
Local Government Shared Revenues	12.7	15.5	16.7
Transfers-R	2.1	-	-
All Other	0.4	0.6	0.4
Total Revenues	32.9	40.8	45.6
Personnel Services	7.8	10.5	15.4
Materials and Services	12.0	20.1	26.1
Transfers-E	5.3	5.4	5.5
Total Expenditures	25.1	36.0	47.0
Net Operations	7.8	4.8	(1.4)
CAPITAL			
Total Revenues	-	0.3	1.7
Total Expenditures	0.1	2.0	8.4
Net Capital	(0.1)	(1.8)	(6.8)
Grand Total Operations / Capital	7.7	3.1	(8.2)
Fund Balance	12.5	20.3	20.8
Contingency / Ending Fund Balance	20.3	23.3	12.7



Waterproofing - Garage & Rain Garden
 Access Controls & Door Replacements
 Spires & Crescent Sealing
 Food & Beverage Upgrades
 Physical Public Safety Improvements

Budget Overview

	Actual 2022	Estimated 2023	Proposed 2024
OPERATIONS			
Charges for Services	17.7	24.7	28.4
Local Government Shared Revenues	12.7	15.5	16.7
Transfers-R	2.1	-	-
All Other	0.4	0.6	0.4
Total Revenues	32.9	40.8	45.6
Personnel Services	7.8	10.5	15.4
Materials and Services	12.0	20.1	26.1
Transfers-E	5.3	5.4	5.5
Total Expenditures	25.1	36.0	47.0
Net Operations	7.8	4.8	(1.4)
CAPITAL			
Total Revenues	-	0.3	1.7
Total Expenditures	0.1	2.0	8.4
Net Capital	(0.1)	(1.8)	(6.8)
Grand Total Operations / Capital	7.7	3.1	(8.2)
Fund Balance	12.5	20.3	20.8
Contingency / Ending Fund Balance	20.3	23.3	12.7

Accumulated Fund Balance
used to restart capital project
program

Key Equity Metric

Increase the number of diversity focused groups annually that serve diverse groups.

- FY22 – 8%
- FY23 – 11%

More than 17,000 Attendees

Key Equity Metric

Diverse Group Examples:

- My People's Market
- Hispanic Metropolitan Chamber Commerce
- Chinese New Year Cultural Fair
- Native American New Years Eve Pow Wow
- Philippine American Chamber Commerce
- Islamic Center of Portland - Masjed As-Saber Prayer Breakfast
- NAACP Prayer Vigil
- Oregon Association of Minority Entrepreneurs
- US Citizenship and Immigration Services – 2 events
- NW Public Employees Diversity Conference – 2 events
- National Association of Minority Contractors
- National Association Bilingual Education-Convention
- Le Femme Magnifique International Pageant





Diverse, Community and Small Business Use of OCC

Community Support Examples:

- Alzheimer's Association Oregon, Annual Conference
- Children's Cancer Association, Wonderball Gala
- Habitat for Humanity, Portland Region HopeBuilder Lunch
- ALS Association, Oregon and SW Washington Chapter, Dinner & Auction
- Catholic Youth Organization, Benefit Dinner
- Providence Festival of Trees
- Teaching English to Speakers of Other Languages – National Convention
- Crafty Wonderland Craft Market
- House and Outdoor Living Show
- Hiring Events
- Union Local Graduation & Pin Events, Meetings and Holiday Gatherings



Equity Actions

- Forward actions to do even more
 - Increasing efforts for national sales and marketing for diverse groups - NAACP national convention bid proposal, etc.
 - Hired a sale manager focused on local and regional business a few months ago.
 - We continue to support Certification Office for Business Inclusion & Diversity vendors, suppliers and contractors to keep our, and our Catering Partner purchases local with COBID entities.






April 2023 OCC | Event Custodian Jon Lee, Setup Supervisor Benhard Wandugu & Event Operations Assistant Tatum Eames.

Budget Modifications

Title	Cost	Outcomes
Training and Development Coordinator	\$140K	<ul style="list-style-type: none">• Strengthen employees' existing job skills• Ensure upskilling opportunities are available for jobs requiring new or greater skills.• Identify job opportunities for employees and support their interests and aspirations through coaching and other professional development support.• Build upon our inclusive technical ecosystem to continue to close the technology gap• Upskilling opportunities help lead to in-demand, upwardly mobile career paths.

Investments in Target Areas

OCC Economy Impact				
Fiscal Year	Attendance	Economic Impact	Jobs Supported	Local Taxes Generated
2018-19	617,757	\$655M	5,980	\$25.0M
2021-22	449,580	\$262M	2,000	\$9.5M



Council Discussion

Questions?



oregonmetro.gov



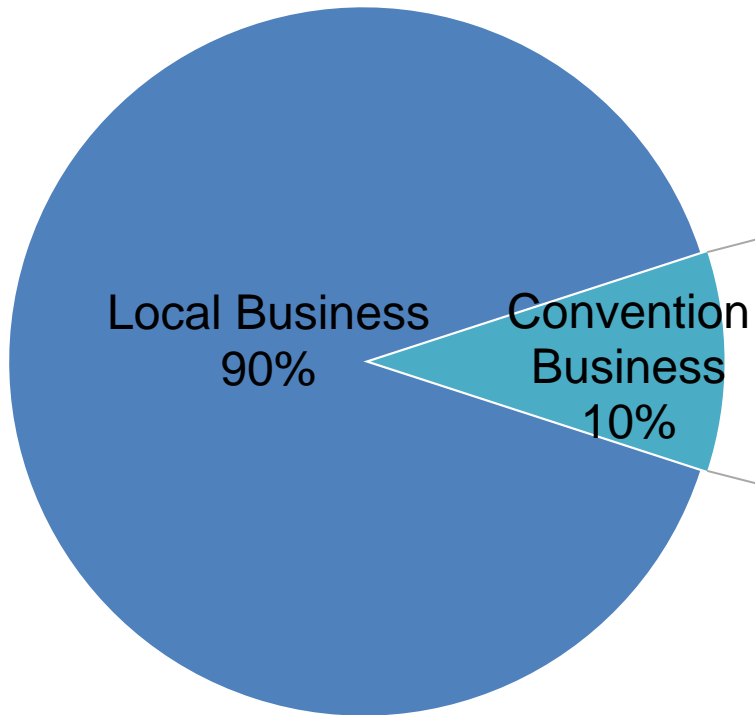
Goals & Metrics

OCC is working to increase and accelerate the growth rate of diverse group events in a phased approach with initial increase between 2022 and 2025 by 1%, a 2% growth from 2025 to 2027 with a goal of 5% by 2030.

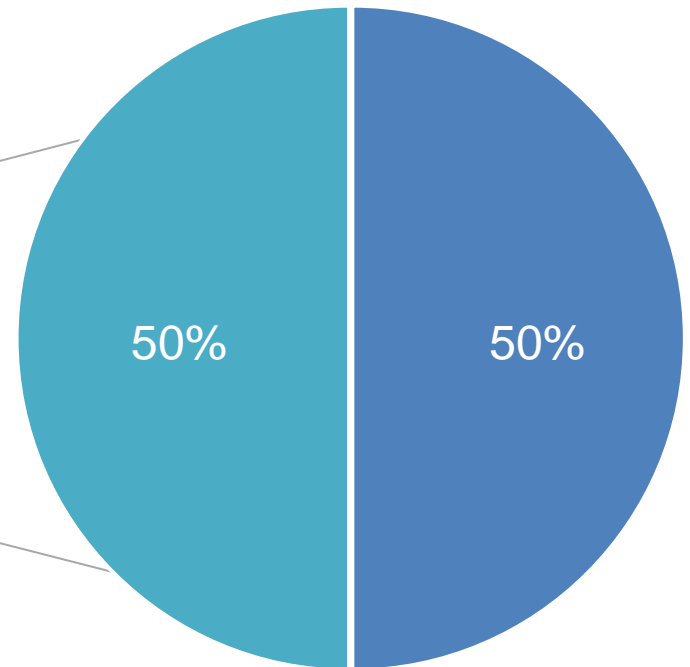


Sales Strategy

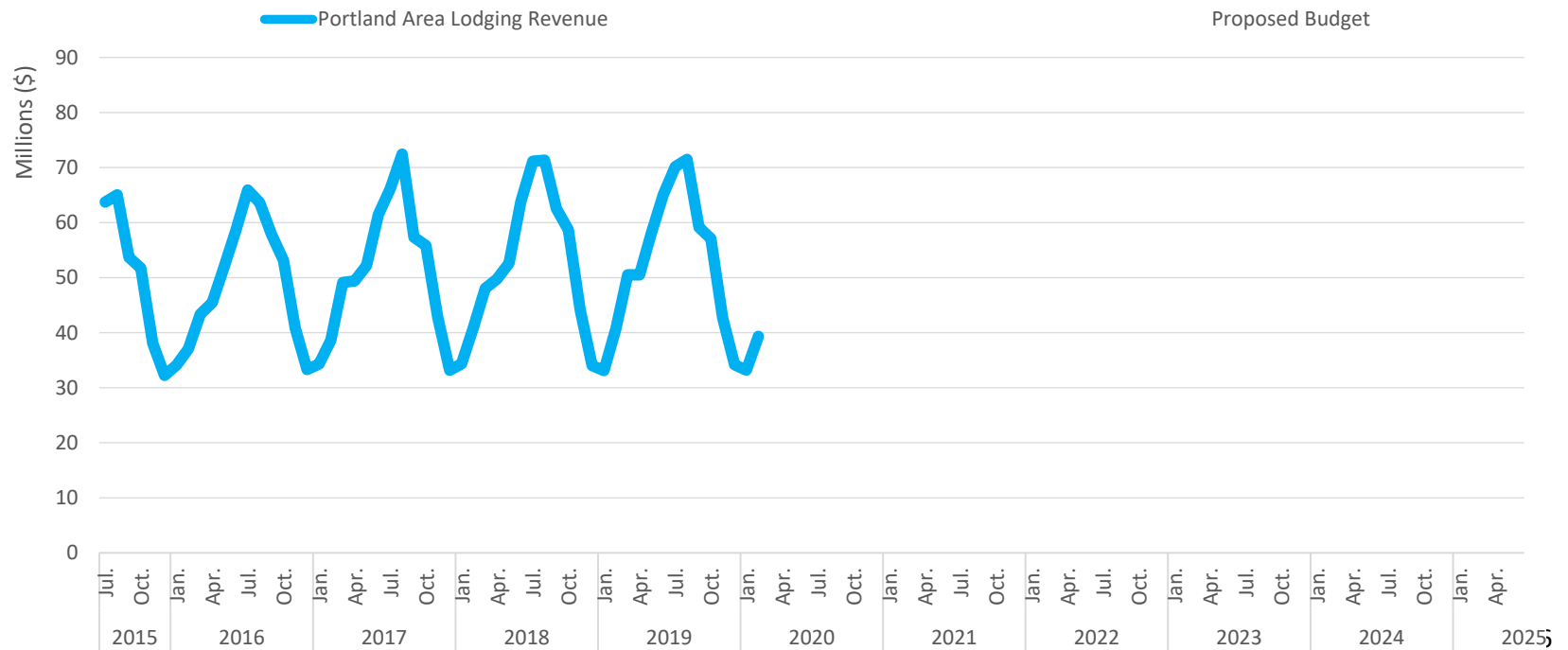
Sales



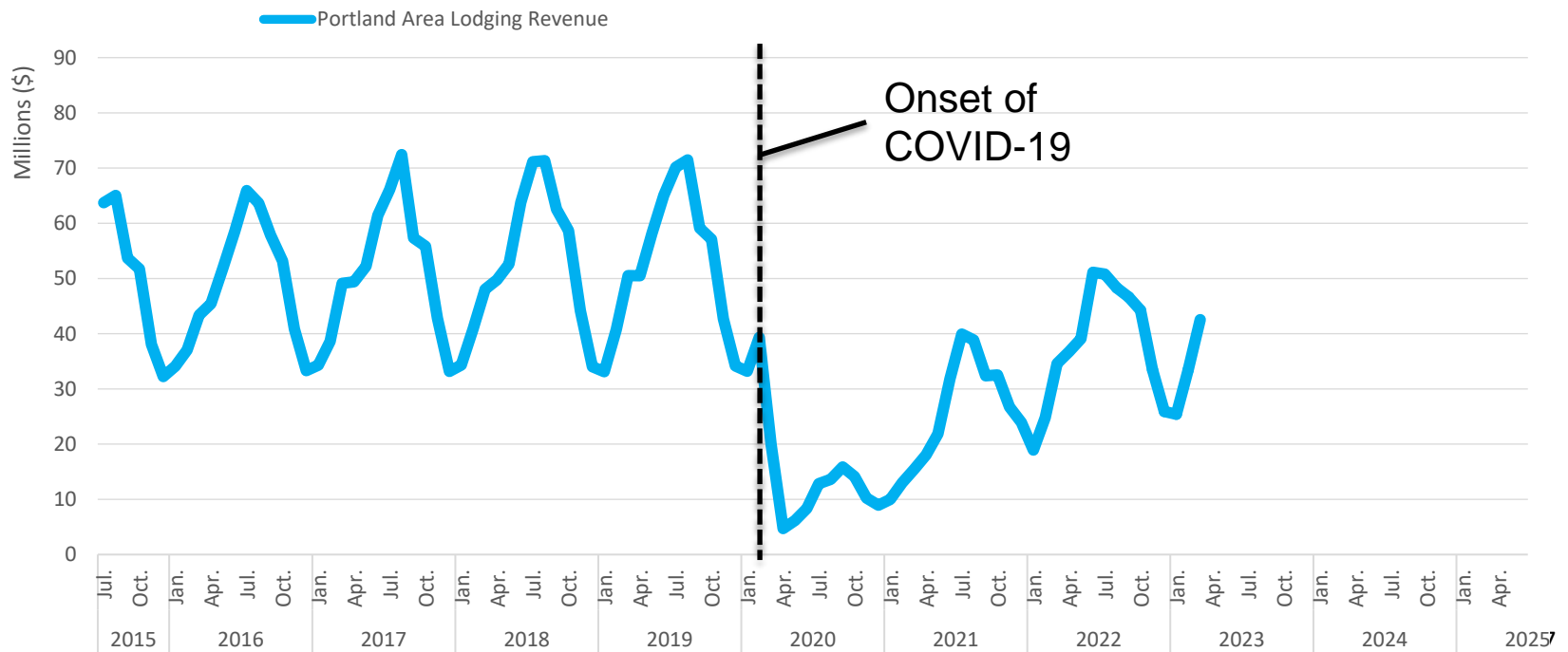
Revenue



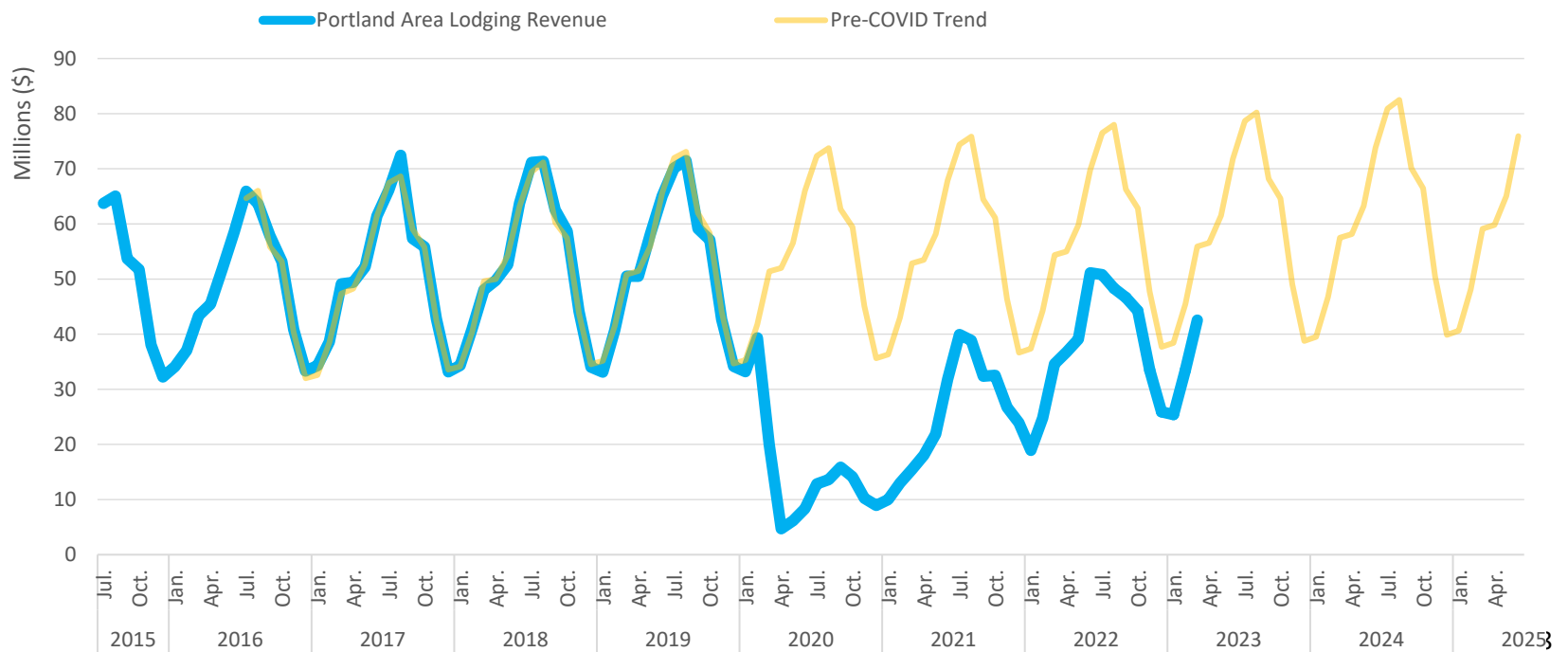
Lodging Tax Forecast



Lodging Tax Forecast



Lodging Tax Forecast



Lodging Tax Forecast

