

Council work session agenda

Tuesday, October 7, 2025	10:00 AM	Tryon Creek State Natural Area, Education Pavilion, 11321 S Terwilliger Blvd. Portland, OR 97219; https://zoom.us/j/615079992 (Webinar ID: 615079992) or 253-205-0468 (toll free)
---------------------------------	-----------------	--

Work session will begin at 10:00 a.m.

The meeting will be held at the Tryon Creek Education Pavilion. Parking is available first-come, first-served in a fee lot. TriMet line 35 stops at the park. The facility is ADA accessible, and restrooms are available for use in a nearby building, connected by an accessible path.

A remote viewing option is available through Zoom. Due to mobile equipment, audio and video quality may be reduced. You may access the meeting by using this link: <https://zoom.us/j/61507992> (Webinar ID: 615 079 992)

1. Call to Order and Roll Call

2. Work Session Topics:

2.1 Presentation: Regional Landscape Dynamics **25-6353**

Presenter(s): Mark Wiener, Winning Mark

Meeting materials, if any, will be distributed during the presentation.

Distributed materials are added to the final meeting packet and made available shortly after the meeting.

2.2 Discussion: Roles and Regional Priorities **25-6354**

3. Adjourn

Metro respects civil rights

Metro fully complies with Title VI of the Civil Rights Act of 1964, Title II of the Americans with Disabilities Act, Section 504 of the Rehabilitation Act and other statutes that ban discrimination. If any person believes they have been discriminated against regarding the receipt of benefits or services because of race, color, national origin, sex, age or disability, they have the right to file a complaint with Metro. For information on Metro's civil rights program, or to obtain a discrimination complaint form, visit oregonmetro.gov/civilrights or call 503-797-1890. Metro provides services or accommodations upon request to persons with disabilities and people who need an interpreter at public meetings. If you need a sign language interpreter, communication aid or language assistance, call 503-797-1890 or TDD/TTY 503-797-1804 (8 a.m. to 5 p.m. weekdays) 5 business days before the meeting. All Metro meetings are wheelchair accessible. Individuals with service animals are welcome at Metro facilities, even where pets are generally prohibited. For up-to-date public transportation information, visit TriMet's website at trimet.org

Thông báo về sự Metro không kỳ thị của

Metro tôn trọng dân quyền. Muốn biết thêm thông tin về chương trình dân quyền của Metro, hoặc muốn lấy đơn khiếu nại về sự kỳ thị, xin xem trong www.oregonmetro.gov/civilrights. Nếu quý vị cần thông dịch viên ra dấu bằng tay, trợ giúp về tiếng xúc hay ngôn ngữ, xin gọi số 503-797-1700 (từ 8 giờ sáng đến 5 giờ chiều vào những ngày thường) trước buổi họp 5 ngày làm việc.

Повідомлення Metro про заборону дискримінації

Metro з повагою ставиться до громадянських прав. Для отримання інформації про програму Metro із захисту громадянських прав або форми скарги про дискримінацію відвідайте сайт www.oregonmetro.gov/civilrights. або Якщо вам потрібен перекладач на зборах, для задоволення вашого запиту зателефонуйте за номером 503-797-1700 з 8.00 до 17.00 у робочі дні за п'ять робочих днів до зборів.

Metro 的不歧视公告

尊重民權。欲瞭解Metro民權計畫的詳情，或獲取歧視投訴表，請瀏覽網站 www.oregonmetro.gov/civilrights。如果您需要口譯方可參加公共會議，請在會議召開前5個營業日撥打503-797-1700（工作日上午8點至下午5點），以便我們滿足您的要求。

Ogeysiiska takooris la'aanta ee Metro

Metro waxay ixtiraamtaa xuquuqda madaniga. Si aad u heshid macluumaad ku saabsan barnaamijka xuquuqda madaniga ee Metro, ama aad u heshid warqadda ka cabashada takoorista, booqo www.oregonmetro.gov/civilrights. Haddii aad u baahan tahay turjubaan si aad uga qaybqaadatid kullan dadweyne, wac 503-797-1700 (8 gallinka hore illaa 5 gallinka dambe maalmaha shaqada) shan maalmo shaqa ka hor kullanka si loo tixgaliyo codsashadaada.

Metro의 차별 금지 관련 통지서

Metro의 시민권 프로그램에 대한 정보 또는 차별 항의서 양식을 얻으려면, 또는 차별에 대한 불만을 신고 할 수 www.oregonmetro.gov/civilrights. 당신의 언어 지원이 필요한 경우, 회의에 앞서 5 영업일 (오후 5시 주중에 오전 8시) 503-797-1700를 호출합니다.

Metro의 差別禁止通知

Metroでは公民権を尊重しています。Metroの公民権プログラムに関する情報について、または差別苦情フォームを入手するには、www.oregonmetro.gov/civilrights。までお電話ください。公開会議で言語通訳を必要とされる方は、Metroがご要望に対応できるよう、公開会議の5営業日前までに503-797-1700（平日午前8時～午後5時）までお電話ください。

សេចក្តីជូនដំណឹងអំពីការមិនរើសអើងរបស់ Metro

ការគោរពសិទ្ធិពលរដ្ឋរបស់ ១ សំរាប់ព័ត៌មានអំពីកម្មវិធីសិទ្ធិពលរដ្ឋរបស់ Metro ឬដើម្បីទទួលបានការបង្កើនសេចក្តីស្មោះត្រង់សម្រាប់ការប្រកាសនៅពេលអង្គប្រជុំសាធារណៈ សូមទូរស័ព្ទមកលេខ 503-797-1700 (ម៉ោង 8 ព្រឹកដល់ម៉ោង 5 ល្ងាច ថ្ងៃធ្វើការ) ប្រាំពីរថ្ងៃ មុនថ្ងៃប្រជុំដើម្បីអាចឱ្យគេសម្រួលតាមសំណើរបស់លោកអ្នក ។

إشعار بعدم التمييز من Metro

تحتزم Metro الحقوق المدنية. للمزيد من المعلومات حول برنامج Metro للحقوق المدنية أو لإيداع شكوى ضد التمييز، يُرجى زيارة الموقع الإلكتروني www.oregonmetro.gov/civilrights. إن كنت بحاجة إلى مساعدة في اللغة، يجب عليك الاتصال مقدماً برقم الهاتف 503-797-1700 (من الساعة 8 صباحاً حتى الساعة 5 مساءً، أيام الاثنين إلى الجمعة) قبل خمسة (5) أيام عمل من موعد الاجتماع.

Paunawa ng Metro sa kawalan ng diskriminasyon

Iginagalang ng Metro ang mga karapatang sibil. Para sa impormasyon tungkol sa programa ng Metro sa mga karapatang sibil, o upang makakuha ng porma ng reklamo sa diskriminasyon, bisitahin ang www.oregonmetro.gov/civilrights. Kung kailangan ninyo ng interpreter ng wika sa isang pampublikong pulong, tumawag sa 503-797-1700 (8 a.m. hanggang 5 p.m. Lunes hanggang Biyernes) lima araw ng trabaho bago ang pulong upang mapagbigyan ang inyong kahilingan.

Notificación de no discriminación de Metro

Metro respeta los derechos civiles. Para obtener información sobre el programa de derechos civiles de Metro o para obtener un formulario de reclamo por discriminación, ingrese a www.oregonmetro.gov/civilrights. Si necesita asistencia con el idioma, llame al 503-797-1700 (de 8:00 a. m. a 5:00 p. m. los días de semana) 5 días laborales antes de la asamblea.

Уведомление о недопущении дискриминации от Metro

Metro уважает гражданские права. Узнать о программе Metro по соблюдению гражданских прав и получить форму жалобы о дискриминации можно на веб-сайте www.oregonmetro.gov/civilrights. Если вам нужен переводчик на общественном собрании, оставьте свой запрос, позвонив по номеру 503-797-1700 в рабочие дни с 8:00 до 17:00 и за пять рабочих дней до даты собрания.

Avizul Metro privind nediscriminare

Metro respectă drepturile civile. Pentru informații cu privire la programul Metro pentru drepturi civile sau pentru a obține un formular de reclamație împotriva discriminării, vizitați www.oregonmetro.gov/civilrights. Dacă aveți nevoie de un interpret de limbă la o ședință publică, sunați la 503-797-1700 (între orele 8 și 5, în timpul zilelor lucrătoare) cu cinci zile lucrătoare înainte de ședință, pentru a putea să vă răspunde în mod favorabil la cerere.

Metro txoj kev ntxub ntxaug daim ntawv ceeb toom

Metro tributes cai. Rau cov lus qhia txog Metro txoj cai kev pab, los yog kom sau ib daim ntawv tsis txaus siab, mus saib www.oregonmetro.gov/civilrights. Yog hais tais koj xav tau lus kev pab, hu rau 503-797-1700 (8 teev sawv ntov txog 5 teev tsaus ntuj weekdays) 5 hnub ua hauj lwu ua ntej ntawm lub rooj sib tham.

Materials following this page were distributed at the meeting.



Key Trends in Metro Voter Views


Key Findings of Surveys of People in the Portland Region Conducted 2018 - 2025



OPINION
RESEARCH
& STRATEGY

Tracking Change in Attitudes Over Time

- This presentation will include comparisons to prior survey research conducted with voters, and people ages 18+, throughout the region.
- Our survey methodology has evolved over time as Metro's needs have dictated, including approaches ranging from telephone-only surveys of registered voters to mixed-mode surveys of regional adults.
- Survey methodologies will continue to evolve as the way people use technology and communication platforms shifts.
- Given these methodological variations, there are limitations in our ability to make precise apples-to-apples comparisons between surveys.
- Nevertheless, the broad consistency between surveys conducted with various methodologies – and the degree to which they echo sentiments expressed in the qualitative research – underscore the validity of the trends described here.

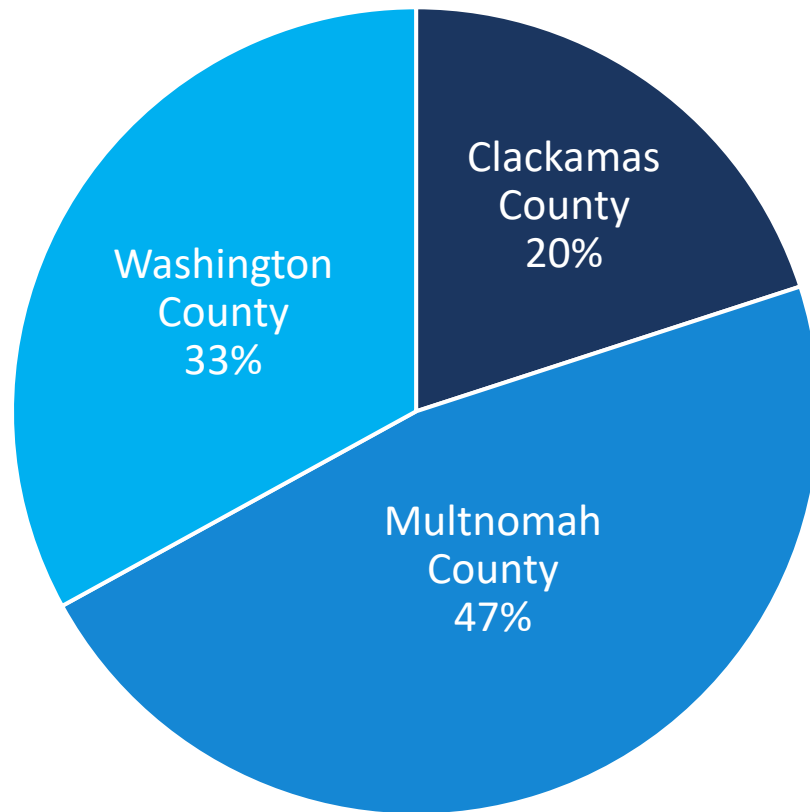


Key Findings

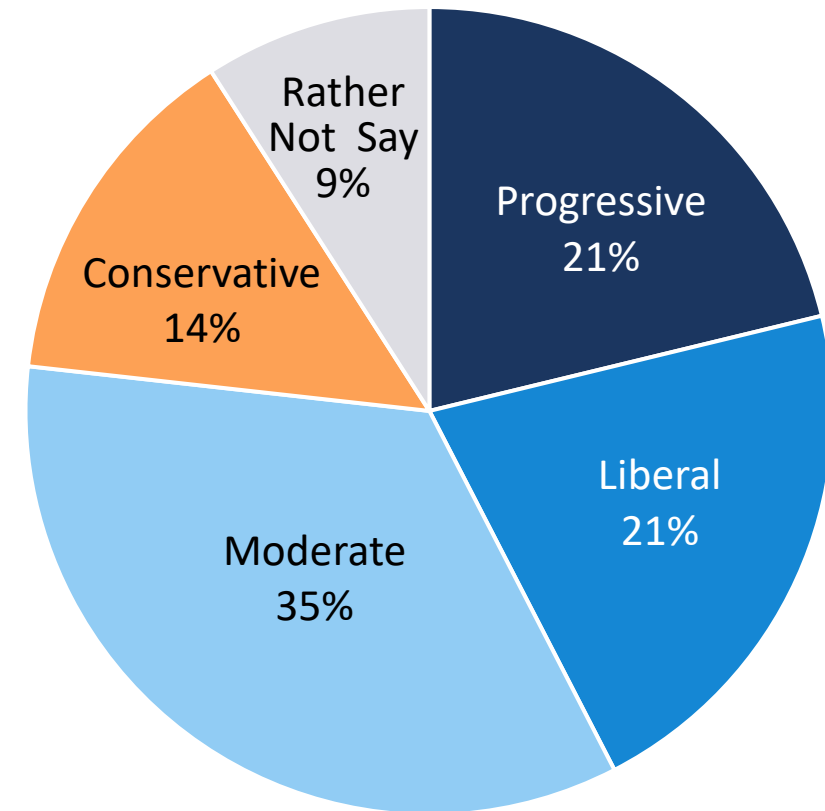
- The mood in the Portland region has been improving compared with a low point in 2022, though it is still more negative than positive.
- Views of County governments differ significantly, with Multnomah County voters consistently holding the most-negative views of their leadership.
- Homelessness, housing costs, and the cost of living are driving concerns – with broad and growing shares expressing the seriousness of these issues over many years.
- While most say they support tax increases for things that they see as very important in principle, increasing shares are concerned about the amount they pay in local taxes.
- Large shares of voters are concerned with the inability of local government to solve major problems. Voters also say that the most important consideration for them when deciding whether to support a tax measure is whether they trust an agency to spend the tax dollars wisely.
- Few see their local government as needing more revenue in principle, though voters support specific investments in concept.

November 2028 Electorate Sample by County and Ideology

County

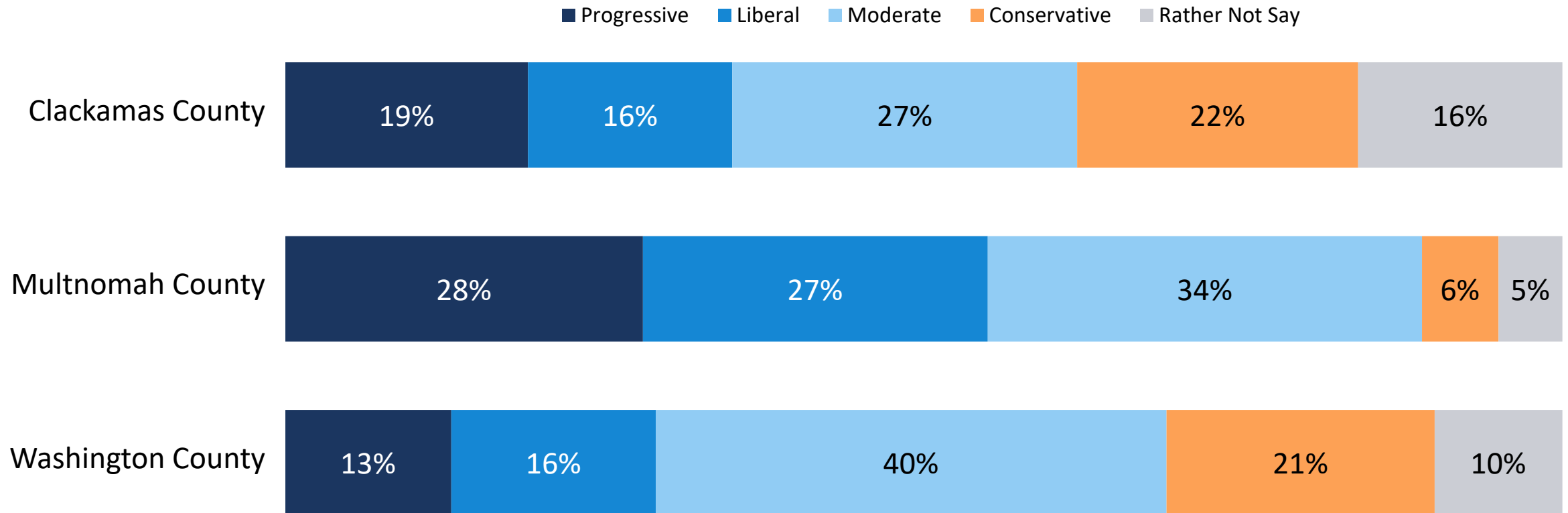


Self-Described Ideology



A plurality of voters in all three counties describe themselves as moderate.

Self-Described Ideology by County

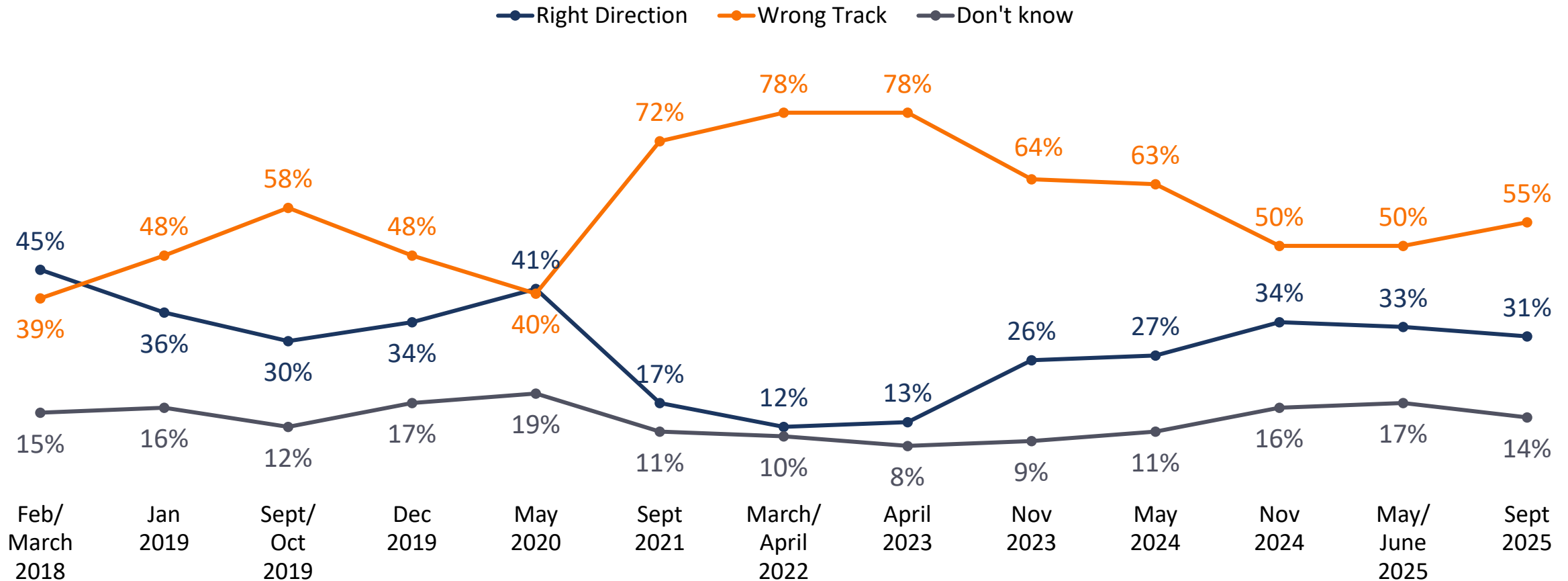




Regional Context

Pessimism has decreased – but still dominates.

Overall, would you say things in the Portland area are headed in the right direction, or do you feel they are pretty seriously off on the wrong track?



Views in the Portland region are more negative than some other large and medium Western cities.

2024 – 2025 Survey Results

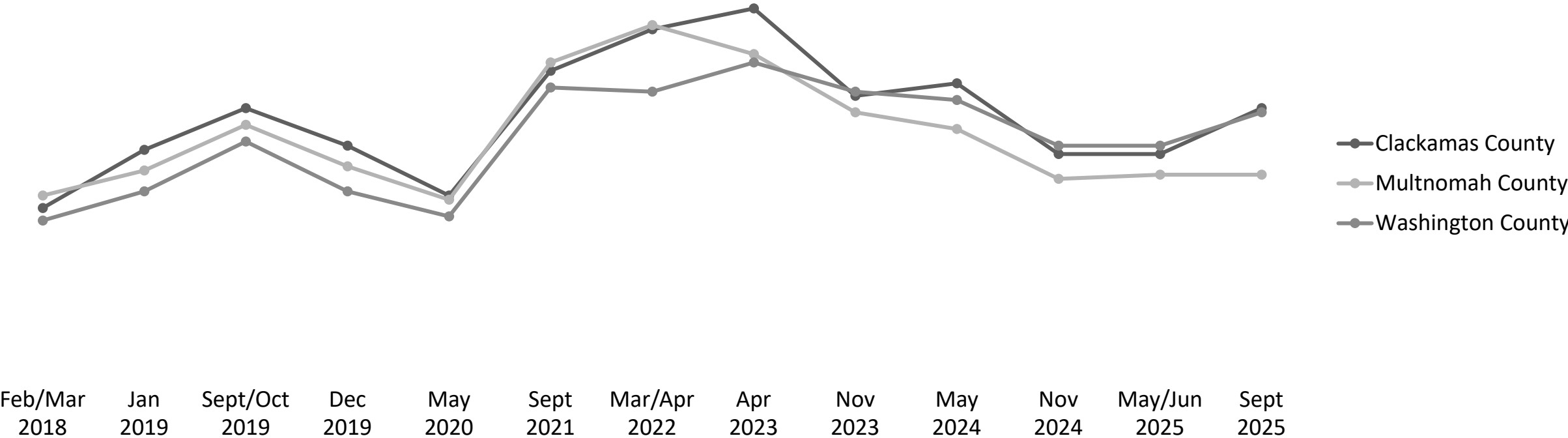
Area	Right Direction	Wrong Track
City of San Francisco	51%	33%
City of Seattle	48%	52%
City of Boise	44%	46%
City of San Diego	39%	49%
Portland region	31%	55%
Oregon statewide	27%	60%
City of Los Angeles	21%	61%
City of Oakland	15%	67%

Pessimism has softened in all three counties since 2022.

Date	Clackamas County		Multnomah County		Washington County	
	Right Direction	Wrong Track	Right Direction	Wrong Track	Right Direction	Wrong Track
Sept 2025	28%	63%	35%	47%	27%	62%
May/June 2025	25%	52%	39%	47%	29%	54%
Nov 2024	29%	52%	38%	46%	31%	54%
May 2024	26%	69%	30%	58%	22%	65%
Nov 2023	25%	66%	28%	62%	25%	67%
Apr 2023	6%	87%	15%	76%	17%	74%
Mar/Apr 2022	9%	82%	9%	83%	20%	67%
Sept 2021	19%	72%	15%	74%	18%	68%
May 2020	43%	42%	39%	41%	44%	37%
Dec 2019	32%	54%	34%	49%	36%	43%
Sept/Oct 2019	21%	63%	30%	59%	34%	55%
Jan 2019	30%	53%	38%	48%	37%	43%
Feb/Mar 2018	47%	39%	44%	42%	46%	36%

Views in each county have largely tracked one another over time.

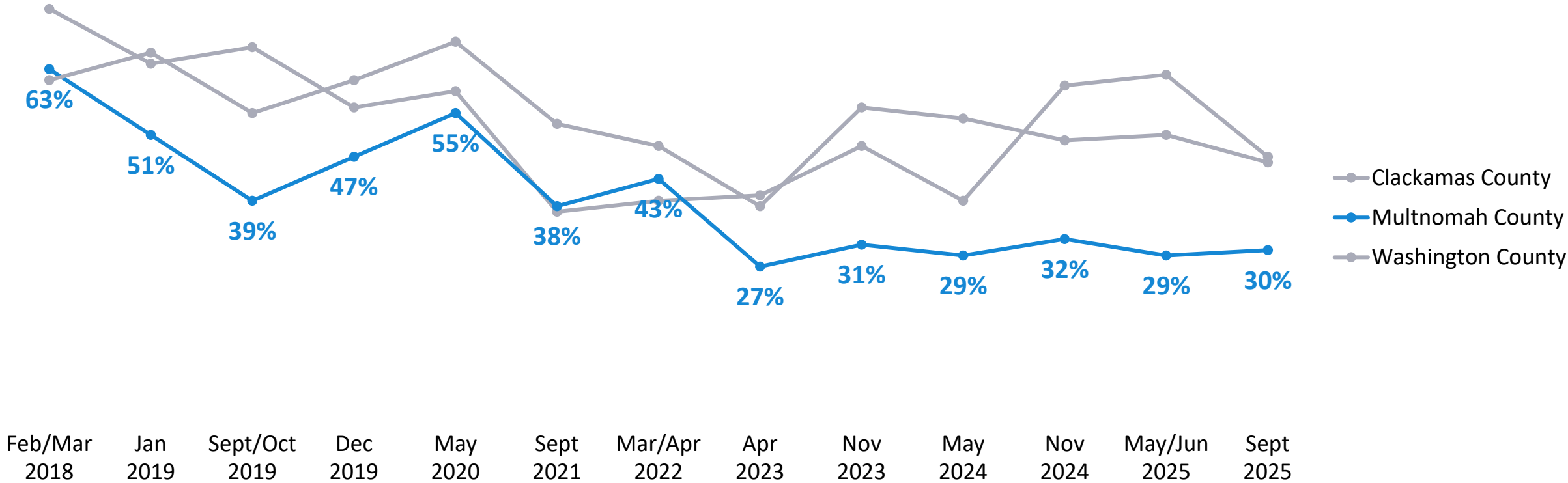
(Wrong Track)



For the last four years, less than half have had a favorable view of Multnomah County.

(Total Favorable)

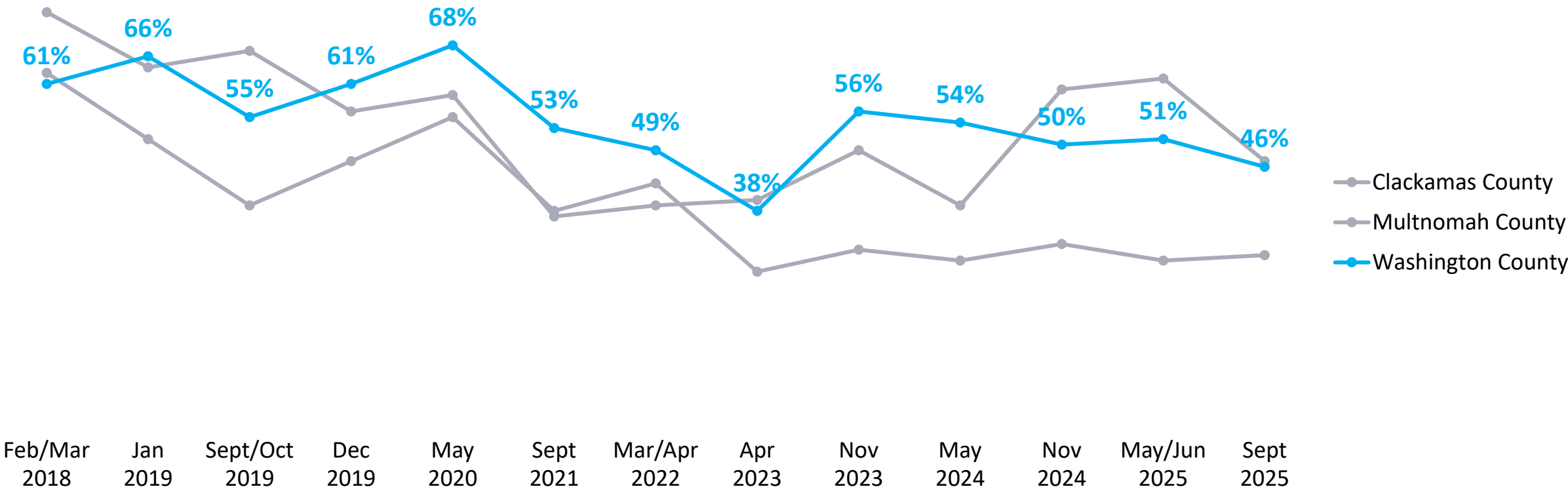
Multnomah County/Your County Government by County



Until recently, Washington County voters have generally had more-favorable views than those in other counties.

(Total Favorable)

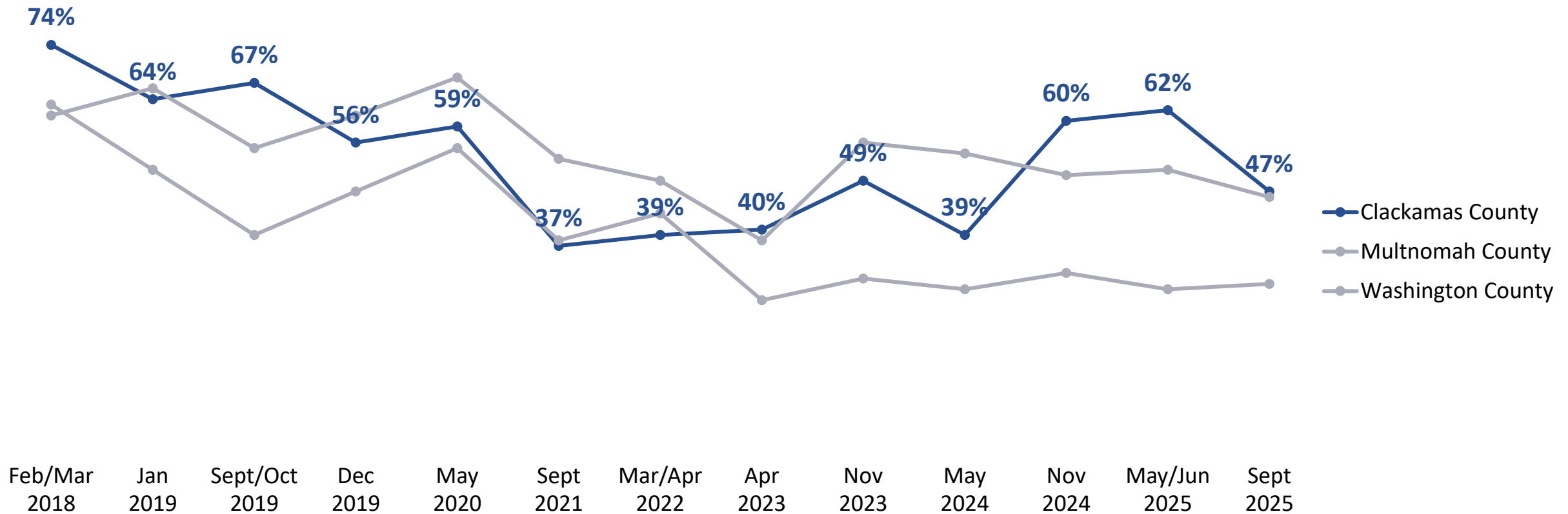
Washington County/Your County Government by County



Views of Clackamas County had improved relative to the others until very recently.

(Total Favorable)

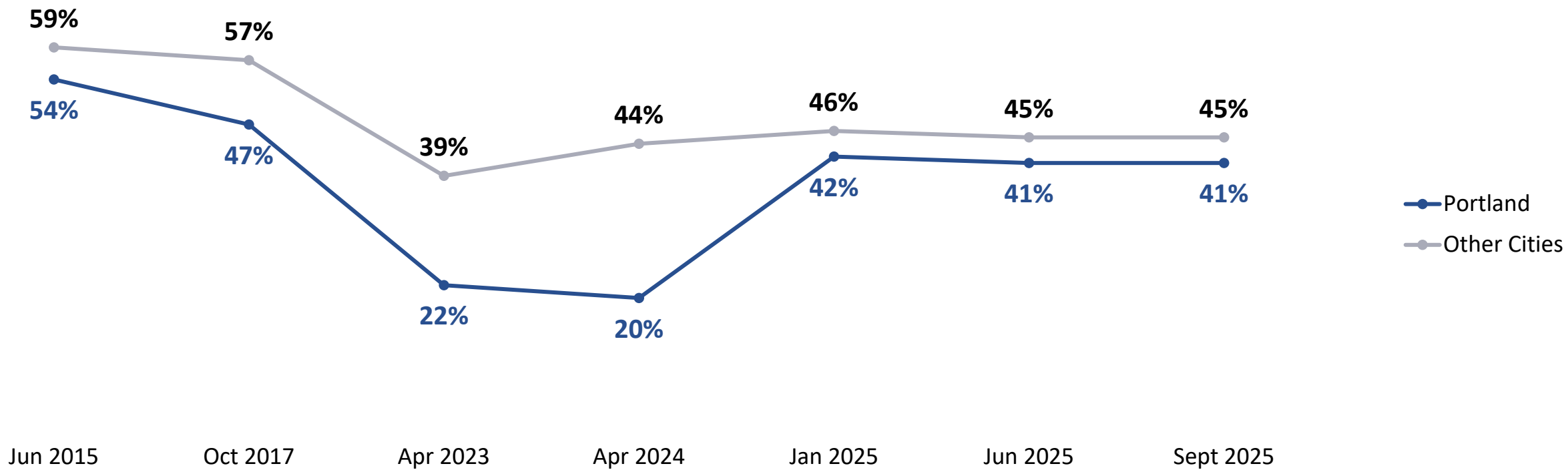
Clackamas County/Your County Government by County



Portland residents' view of their city government have returned to tracking that of other cities.

(Total Favorable)

Your City Government by City

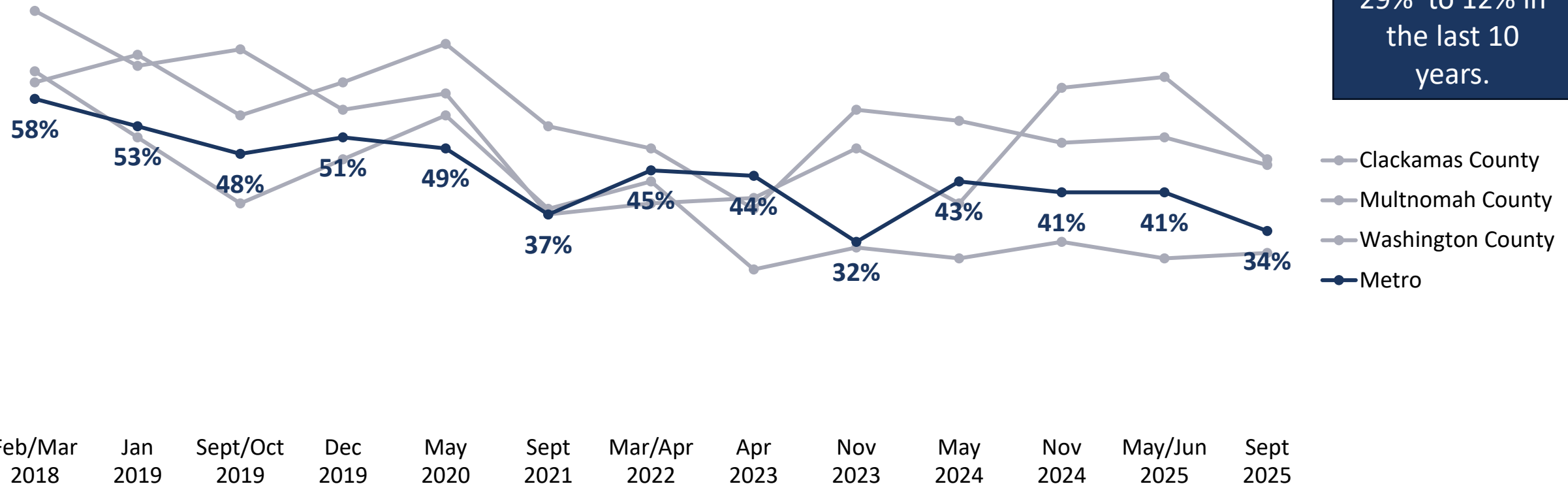




Views of Metro

Metro favorability has been trending downward steadily.

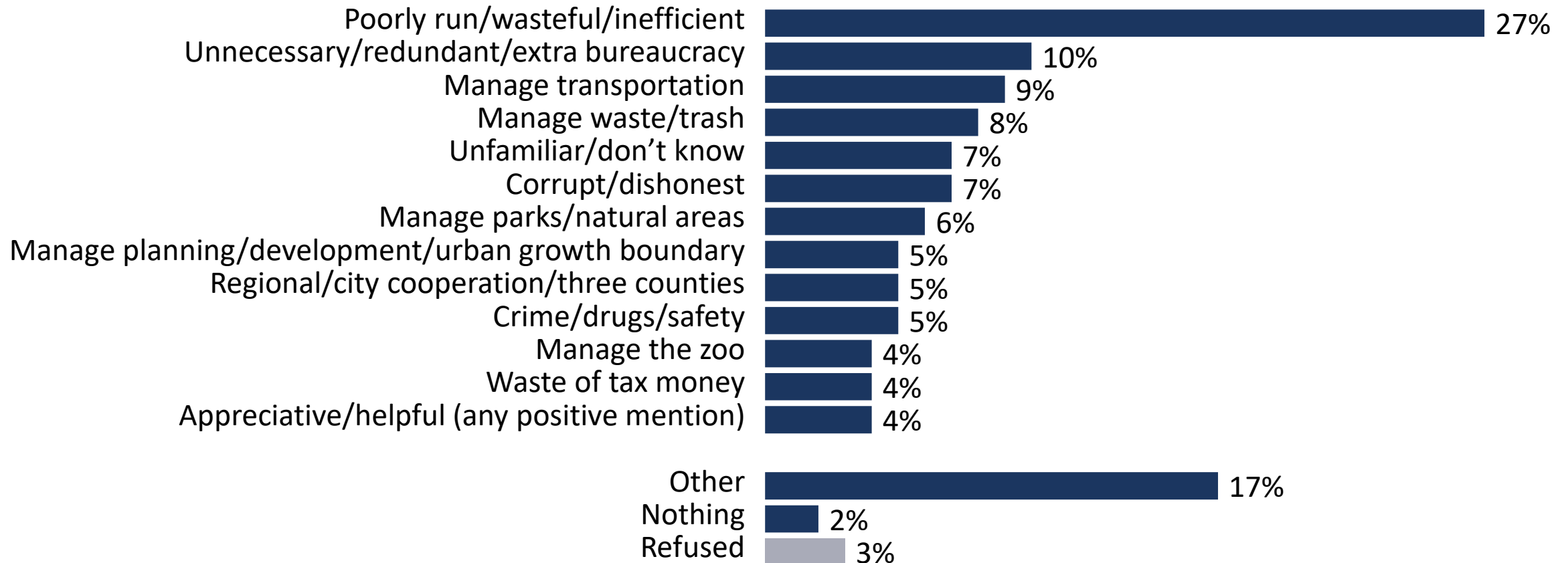
(Total Favorable)



In a Sept. 2025 poll, more than one-third associated Metro with “wasteful” or “inefficient” “bureaucracy.”

What are the first two or three words or phrases that come to your mind when you think about Metro?

(Open-ended; 4% and Above Shown)



Voters were next provided with one of three introductions to Metro.

Numbers

Metro serves nearly 1.7 million people in Clackamas, Multnomah, and Washington counties, and is led by an elected council. Metro is funding construction of nearly 5,600 affordable homes regionwide, and supportive services that help people find and stay in housing. Metro also manages the region's garbage and recycling system, protects clean water and habitat at more than 19,000 acres of parks and natural areas, and oversees long-range planning across 24 cities and 3 counties. In addition, Metro also manages the Oregon Convention Center, Portland's Centers for the Arts, Portland Expo Center and the Oregon Zoo.

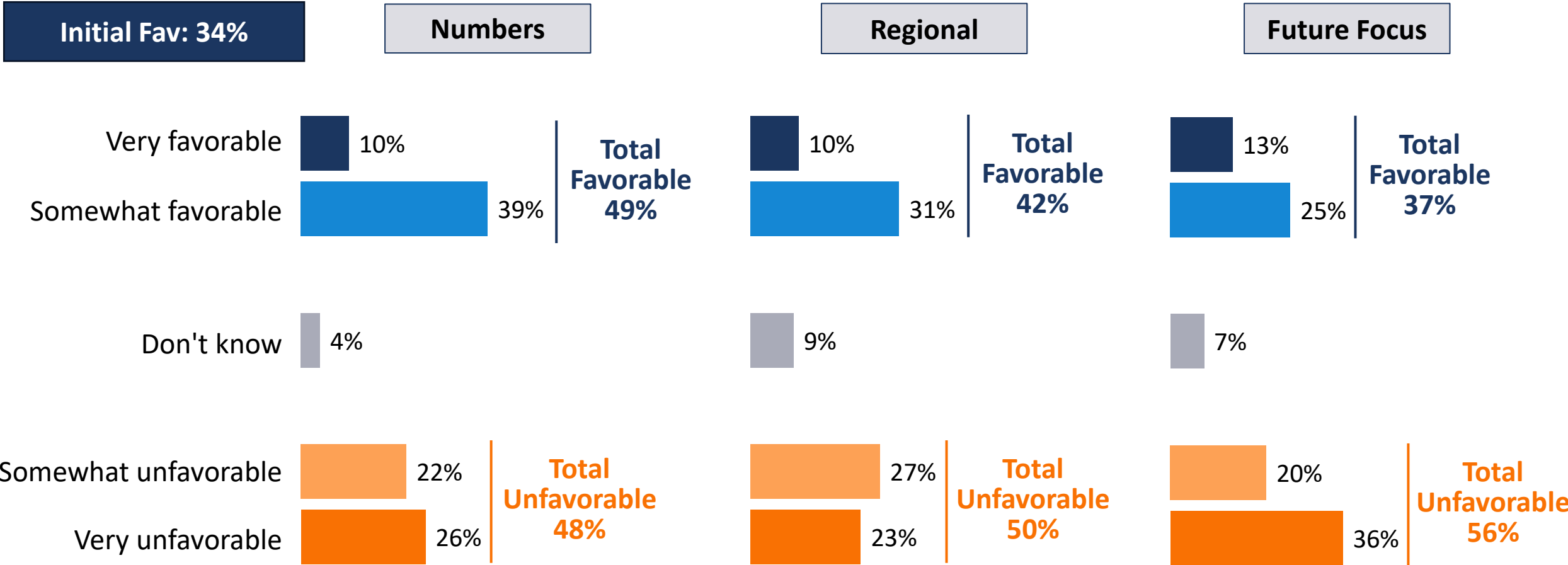
Regional Scope

Local governments are responsible for dealing with the problems within their boundaries. Metro looks at the needs of the entire Portland region, especially issues that cannot be solved by one city or county alone – like making housing more affordable, creating good-paying jobs, and protecting rivers and natural areas. Metro also plans and provides the services it just makes sense to provide across city and county lines, like regional arts and recreation venues, transportation, and garbage and recycling. Metro plays a vital role when it comes to protecting the region's quality of life.

Future Focus

Local governments are responsible for dealing with the day-to-day problems within their boundaries. Metro looks out for the long-term future of the entire Portland region -- beyond the immediate local problems of today. This future focus supports good decisions now to make sure this region is livable for future generations, with good-paying jobs, housing that's affordable, a well-functioning transportation system, and protecting the parks, nature, arts and culture that make our region special.

The “numbers” version performs best, lifting Metro’s favorability rating to just under half of voters.



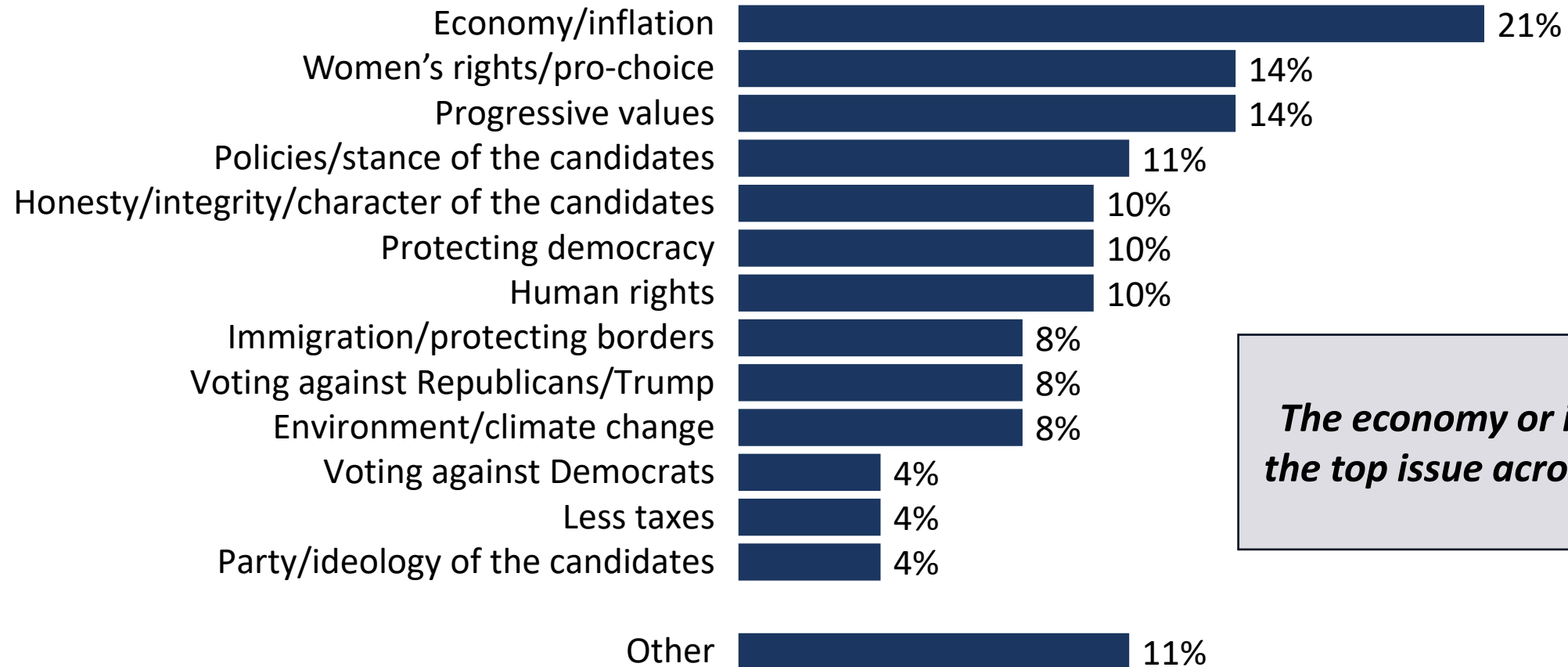


Views of the Economy

In a survey immediately post-2024 election, Metro area voters told us that the economy and inflation were top of mind.

When making up your mind about which candidates to vote for in this year's elections, what were the most important factors that guided your decisions?

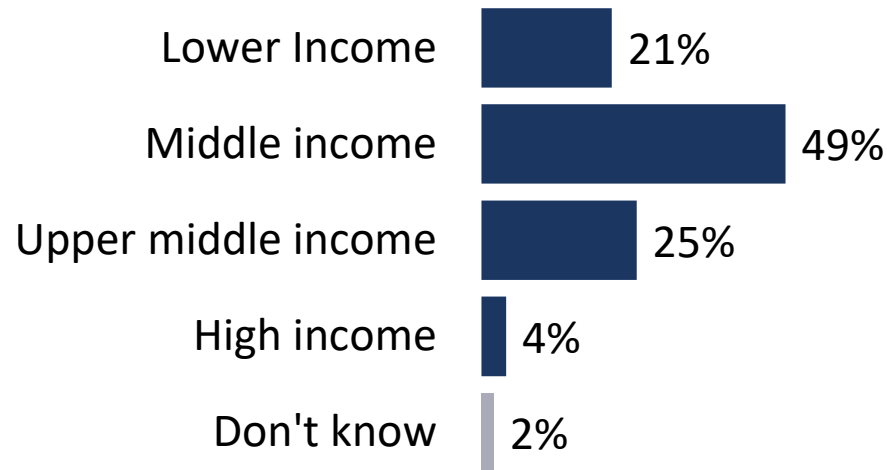
(Open-ended; Multiple Responses Accepted)



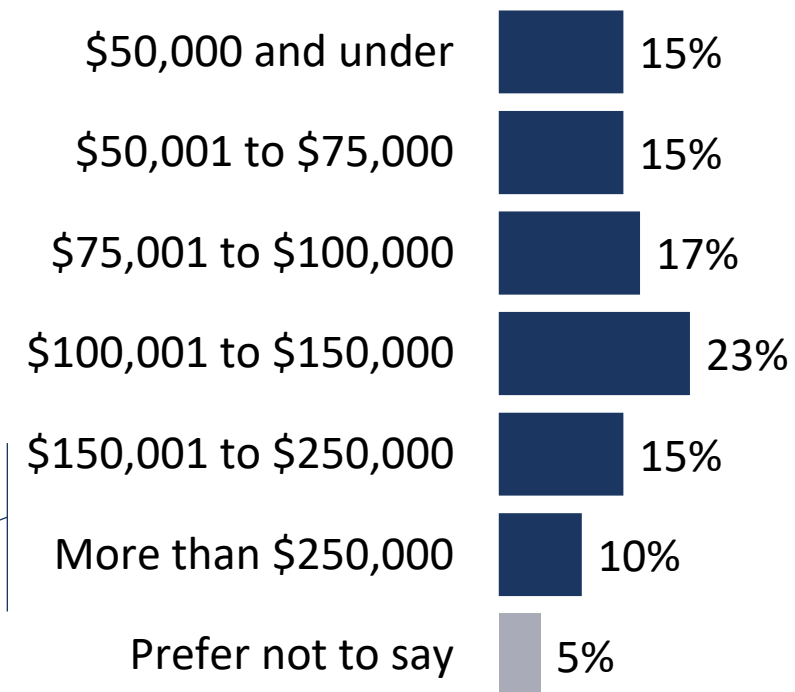
The economy or inflation was the top issue across party lines.

Despite reporting a range of actual household incomes, Metro area voters mostly see themselves as “middle income.”

Self-Described Status



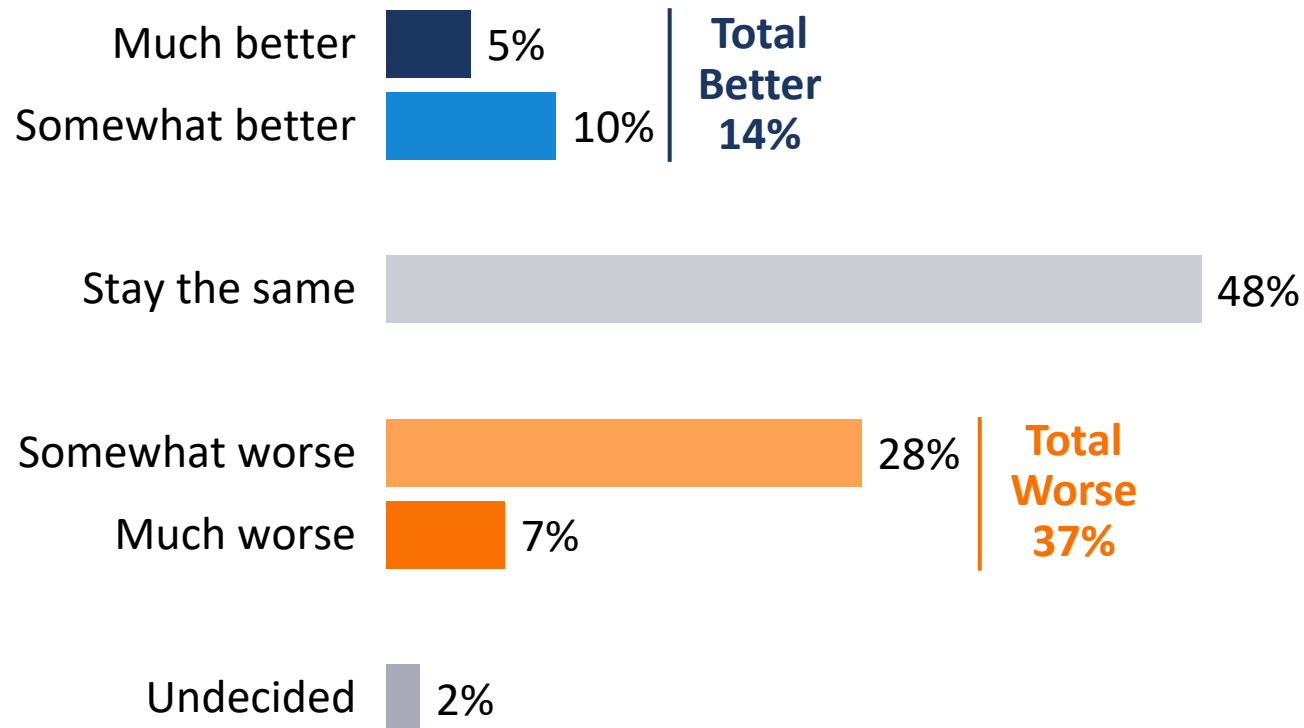
Self-Reported Household Income



Statewide, 38% of those earning \$150K+ say they are middle-income.

Most believe their household finances will stay the same in the next year, and nearly two in five believe things will worsen.

Do you expect your household's personal financial circumstances to get better, stay the same, or get worse over the next year?



Most Likely to Believe their Circumstances will Worsen

- Households earning less than \$50,000
- People living with a disability
- Non-college educated women
- Democratic women
- Democrats ages 65+



Views on Growth

The Choice

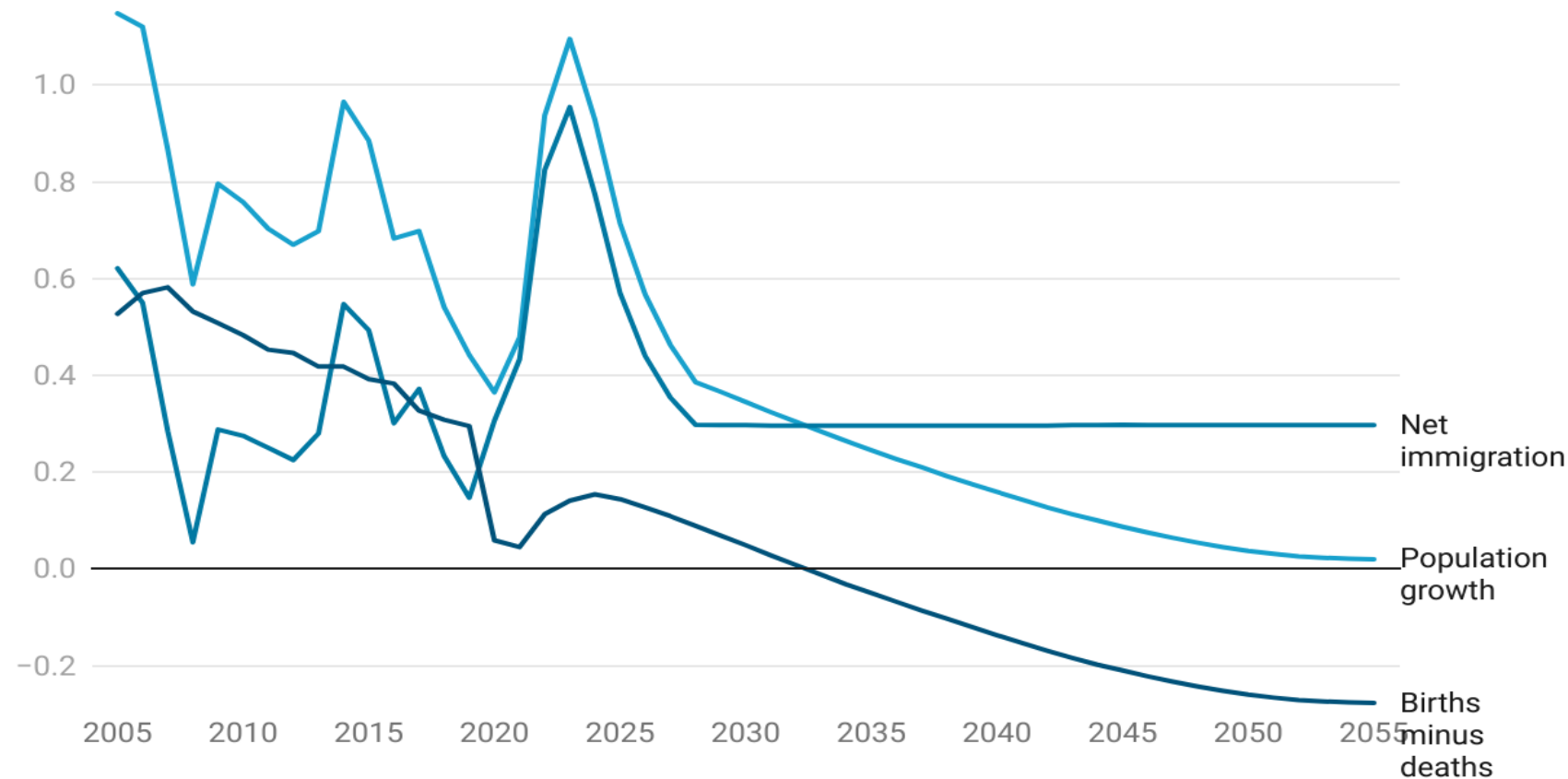
For decades, growth seemed inevitable in Oregon. Railroads, highways, and fiber lines stitched the state into the national economy. Its forests, coastline, and mountains drew talent from across the country. And for two generations, the central question was how to manage that growth—how to avoid California’s sprawl.

But that era has ended.

U.S. Population Growth Will Slow Sharply, Projected to Nearly Stall by 2055

U.S. Population Growth and Contributing Factors

Annual Percent Change

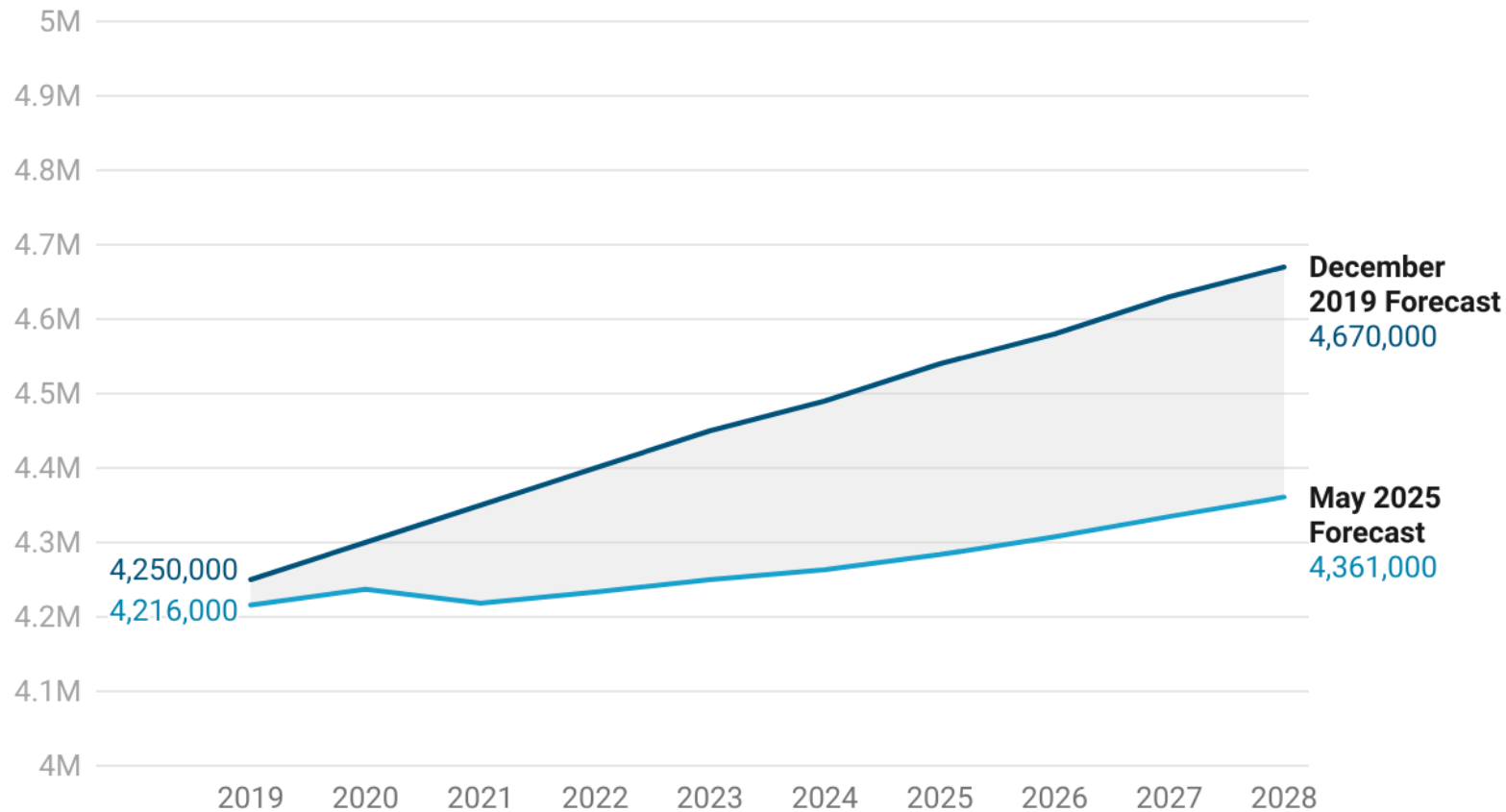


Source: U.S. Congressional Budget Office January 2025 report The Demographic Outlook: 2025 to 2055 • Created with Datawrapper

Oregon's Growth Expectations Cut Sharply Since 2019 Forecast

Oregon Population Forecasts, 2019-2028

December 2019 and May 2025 Forecasts



Source: Oregon Office of Economic Analysis, Oregon Economic and Revenue Forecasts, December 2019 and May 2025 • Created with Datawrapper

The Bills Don't Shrink. Fewer workers means fewer taxpayers. Yet costs for schools, PERS, and infrastructure keep rising. As Pew notes: “The bills don’t shrink as fast as the population does.”

Pension spikes will cost Oregon public employers \$1.8B in the next biennium: ‘It will be more intense before it gets less’

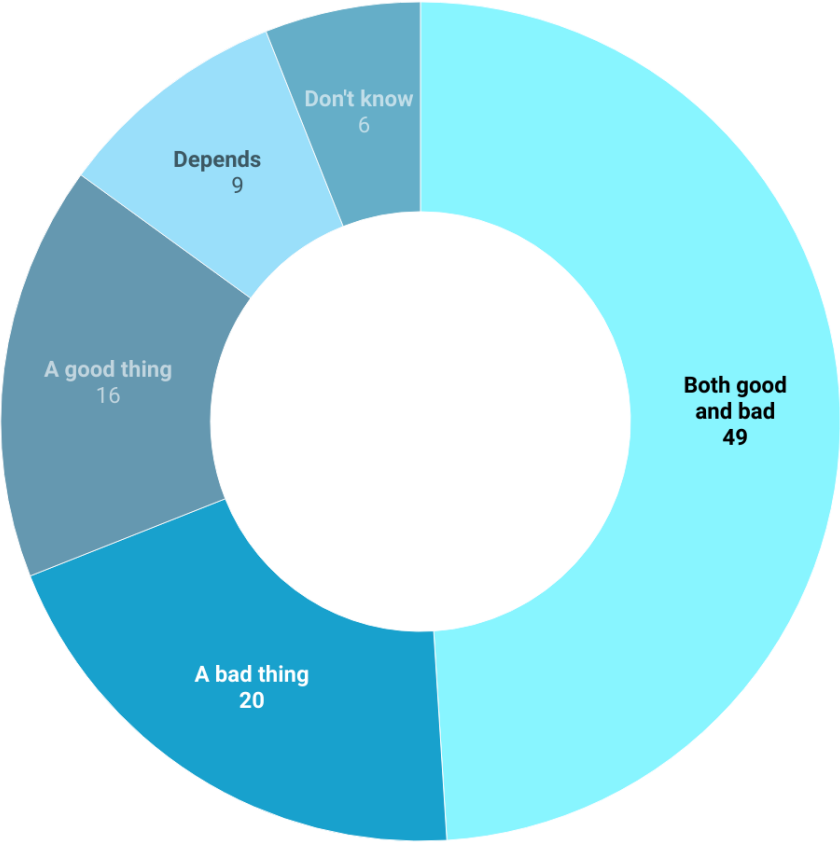
Updated: Nov. 29, 2024, 2:46 p.m. | Published: Nov. 27, 2024, 7:00 a.m.



Oregonians Divided on Population Growth: Nearly Half See Both Pros and Cons

Oregonians' Perspectives on Growth

Both good and bad A bad thing A good thing Depends Don't know



From February 11-20, 2023, the Oregon Values and Beliefs Center conducted a statewide survey of Oregonians' values and beliefs on population growth in Oregon.

Source: Oregon Values and Beliefs Center, March 10, 2023 • Created with Datawrapper



Oregonians Voice Strong Concerns About the Impacts of Population Growth

Statements About Population Growth, Agree or Disagree

Strongly Agree (%) Lean Agree (%)

Higher population means more traffic, congestion, and strains on public services

62

27

Increasing numbers puts more stress on natural resources

56

29

Increasing numbers means more crowded outdoor destinations

52

31

In-migration means more competition for jobs and housing that is affordable

38

35

Growing population means more businesses, good jobs, prosperity, and more choices

29

39

We need a growing population of workers to contribute to social security and the tax base

29

38

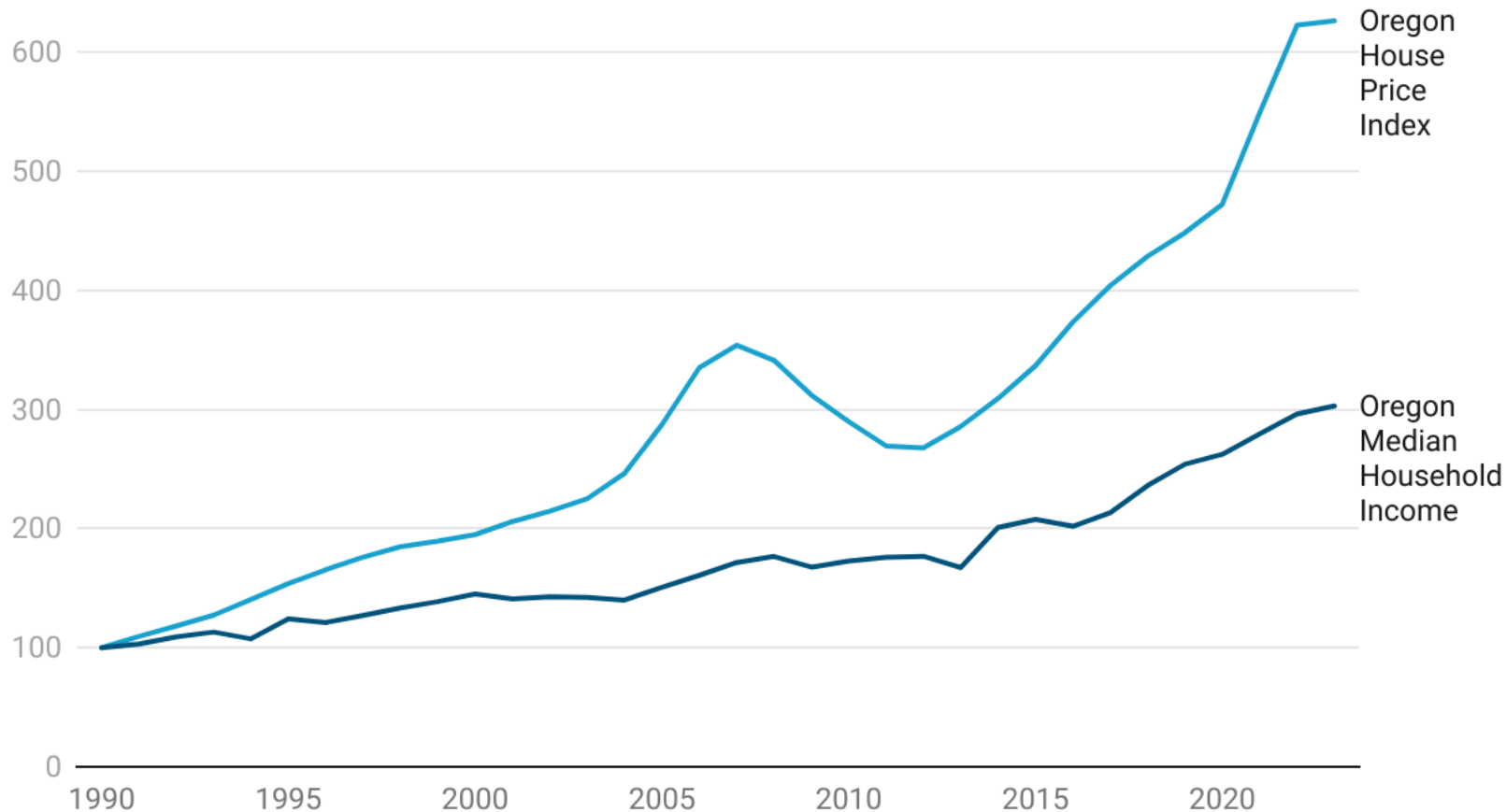


Source: Oregon Values and Beliefs Center (March 10, 2023) • Created with Datawrapper

Oregon Home Prices Far Outpace Incomes Since 1990

Oregon House Prices and Median Household Incomes

Indexed, 1990 = 100



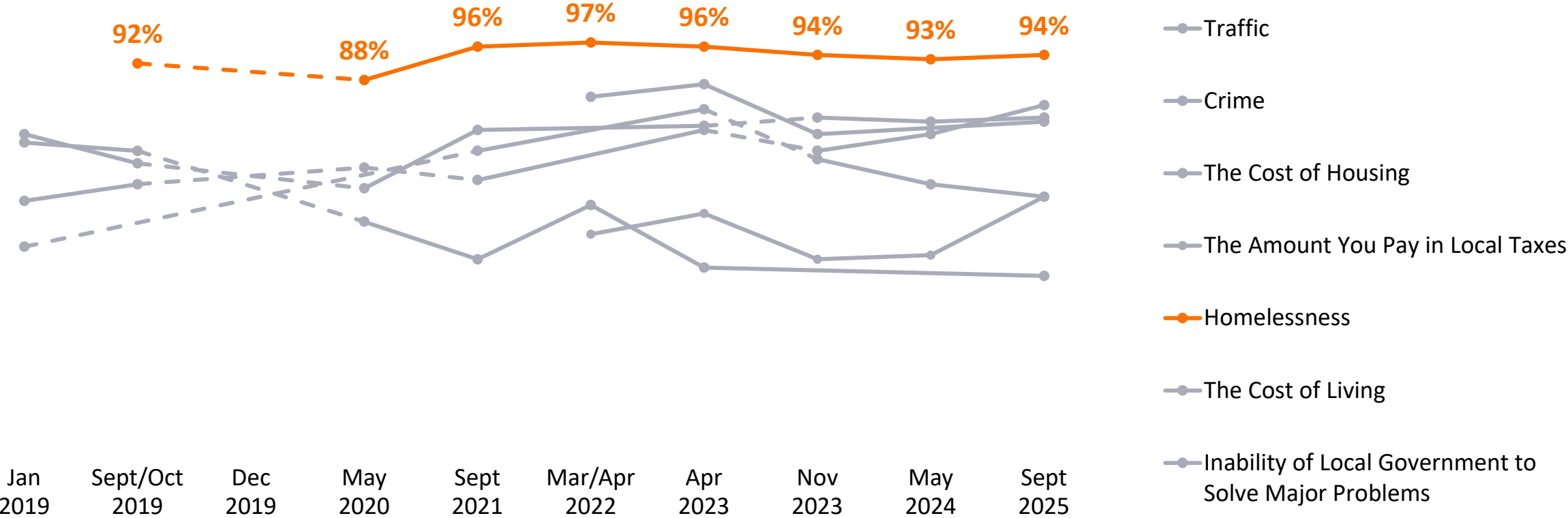
Source: Federal Reserve Economic Data, Federal Reserve Bank of St. Louis • Created with Datawrapper



Issue Concerns

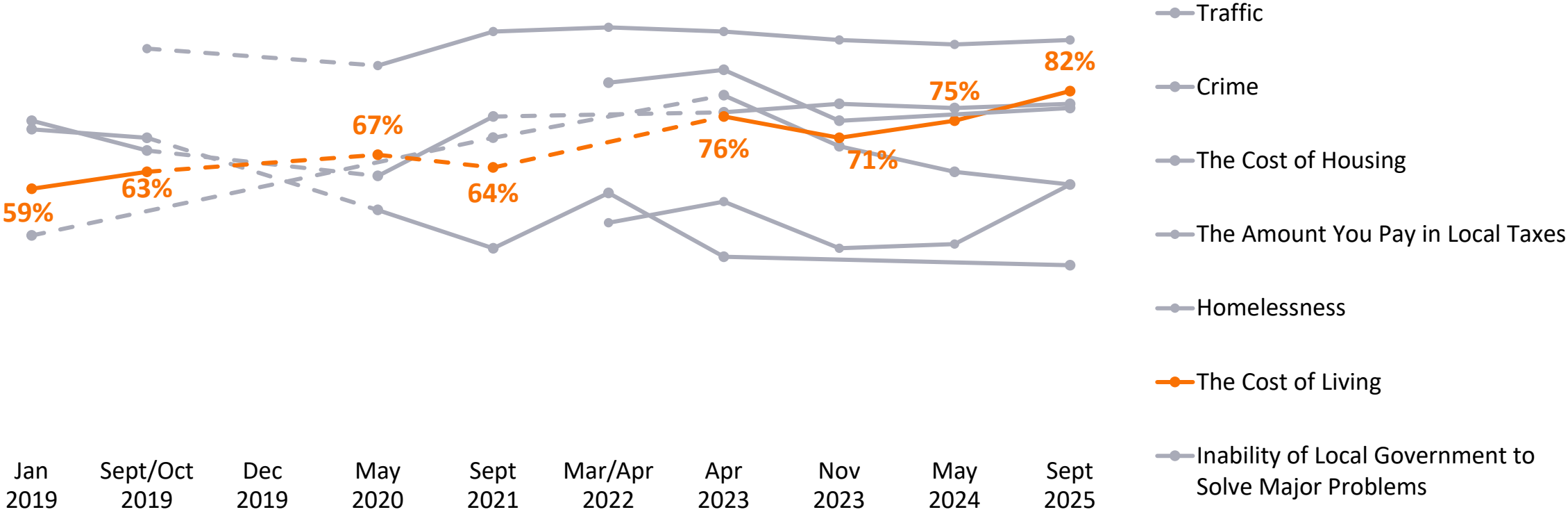
Homelessness has been the region's most intense and broadly shared concern for the last six years.

(Extremely/Very Serious Problem)



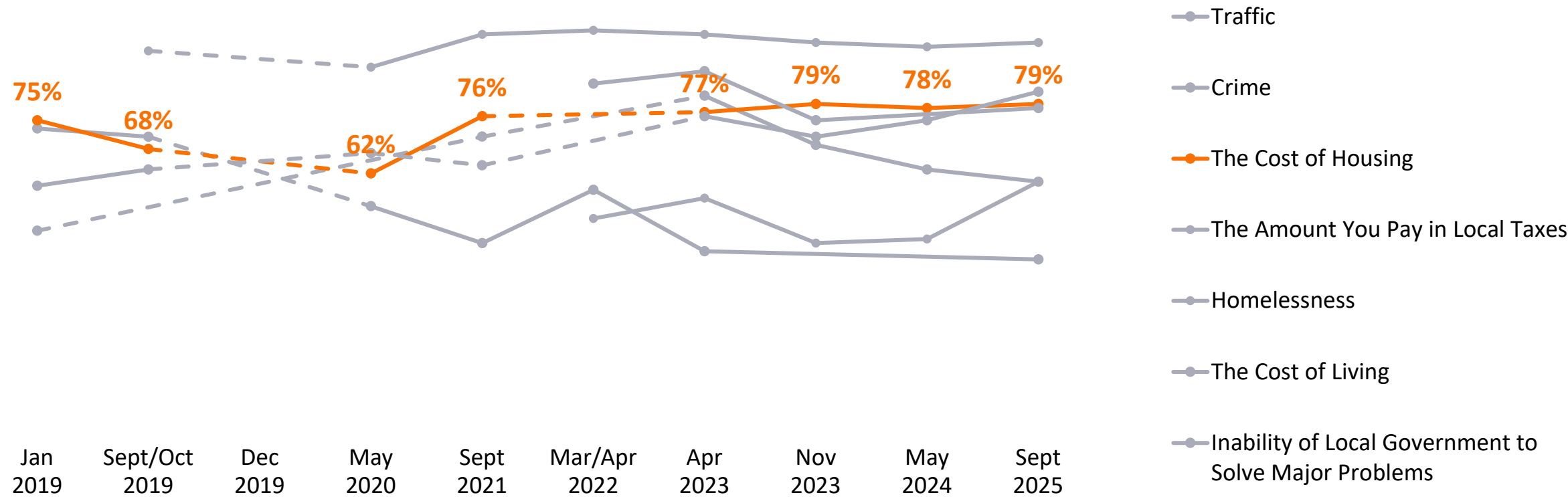
Concern about the cost of living more broadly has steadily increased.

(Extremely/Very Serious Problem)



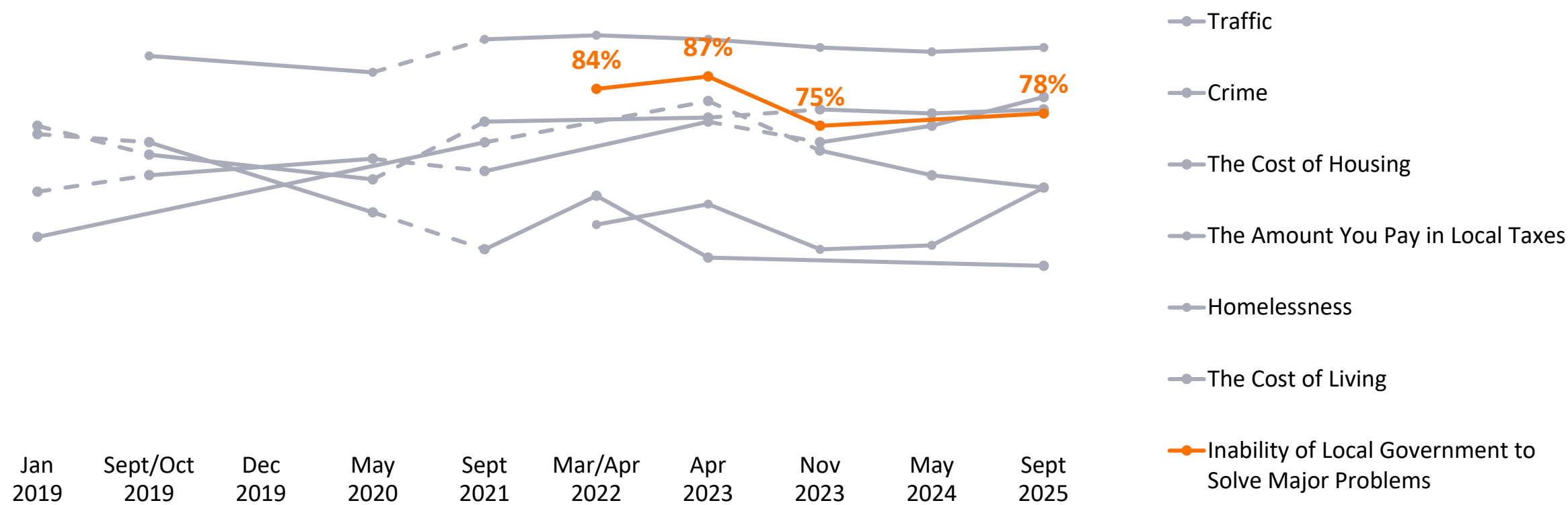
Over the last seven years, the cost of housing has consistently been a top-ranking problem facing the region.

(Extremely/Very Serious Problem)



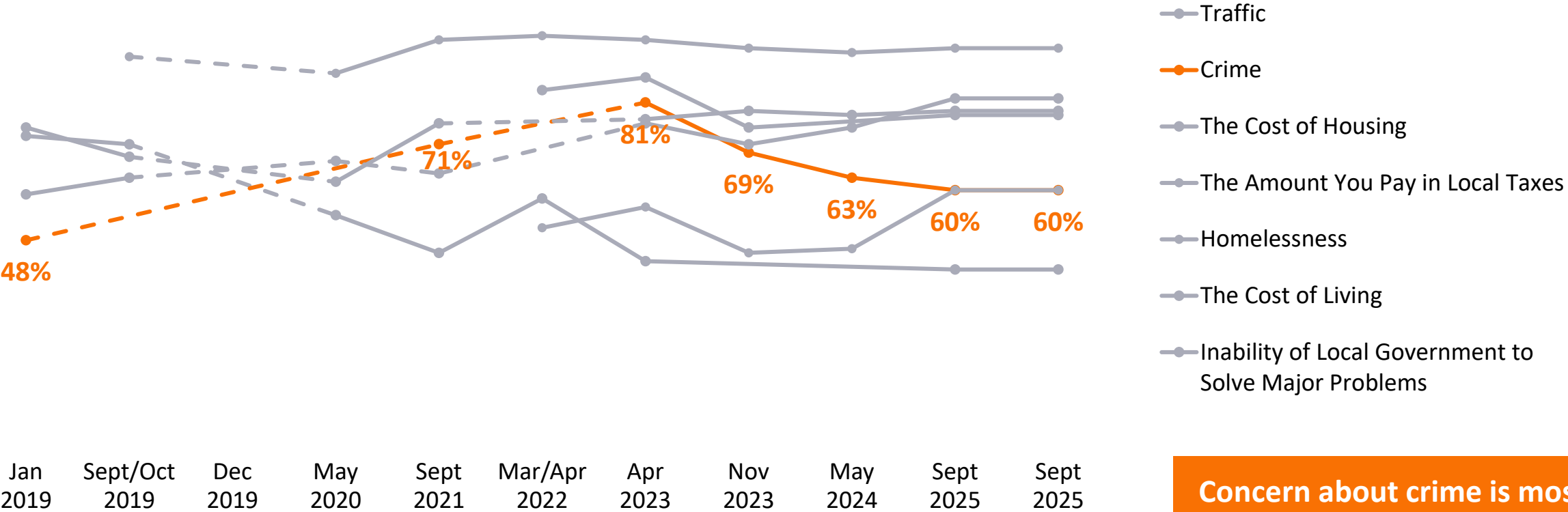
However, broad majorities are concerned about the “inability of local government to solve major problems.”

(Extremely/Very Serious Problem)



Concern about crime rose sharply between 2019 and 2021 and has remained significant.

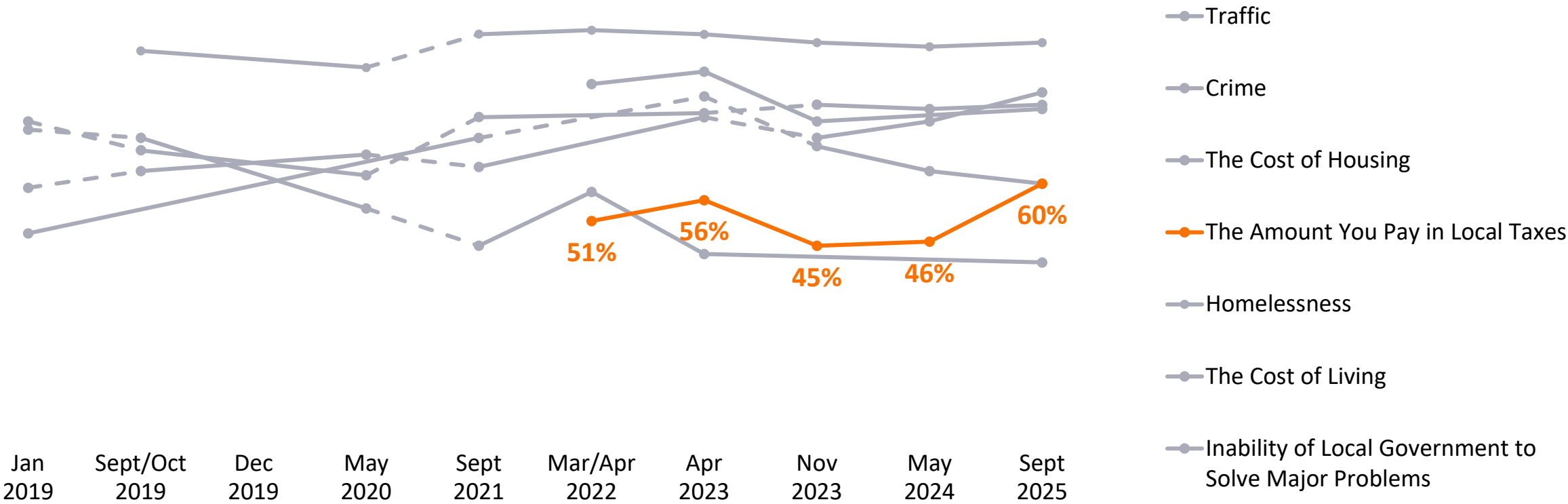
(Extremely/Very Serious Problem)



Concern about crime is most intense in Clackamas County (48% extremely serious).

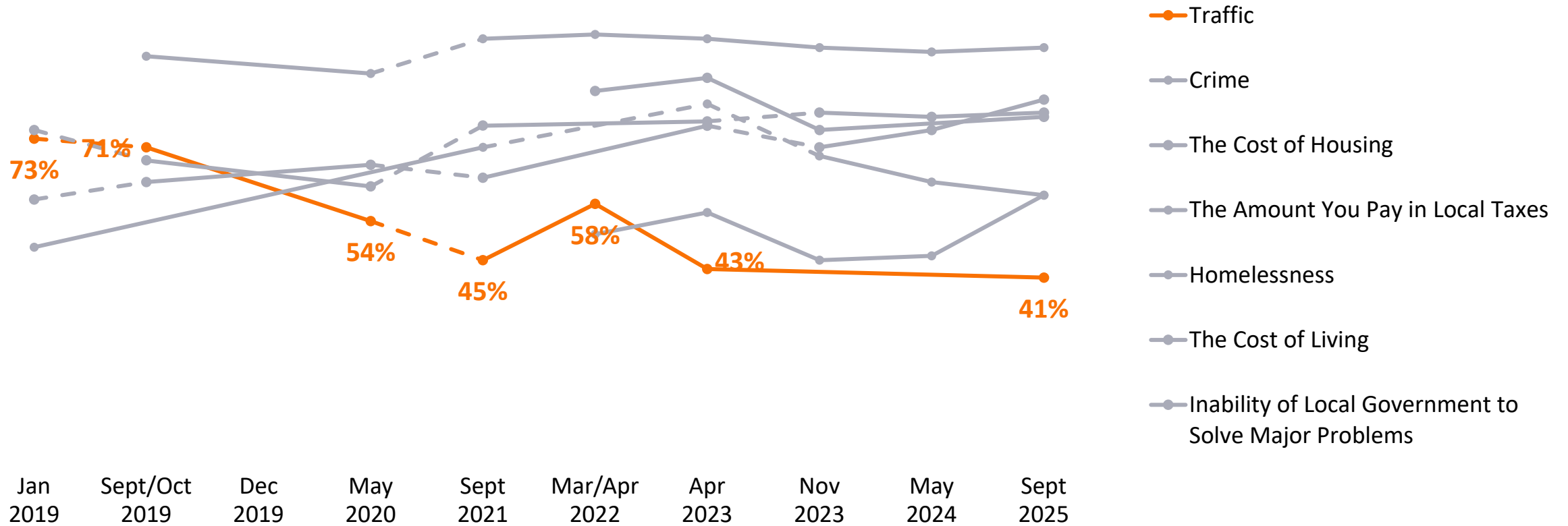
“The amount you pay in local taxes” is an increasing concern.

(Extremely/Very Serious Problem)



Traffic is no longer a top concern.

(Extremely/Very Serious Problem)



Other and Lower-Ranking Issues

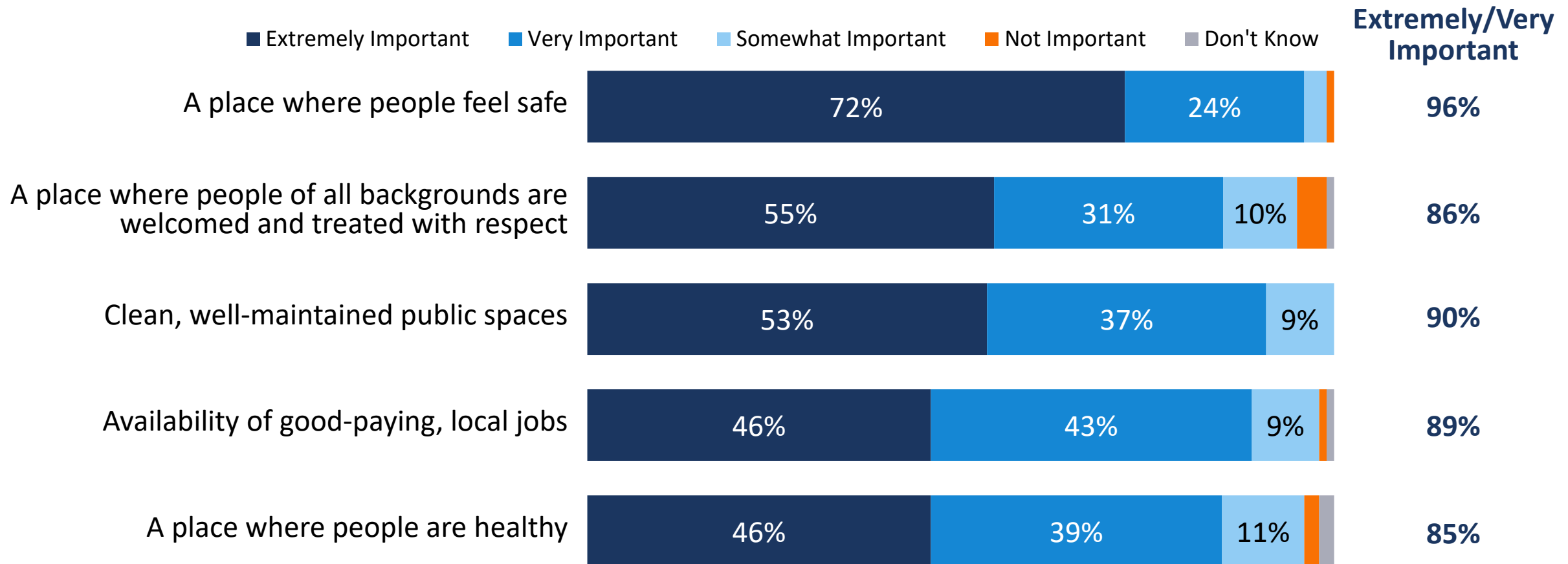
Issue	Extremely/Very Serious Problem									
	June 2015	Jan 2019	Oct 2019	May 2020	Sept 2021	April 2022	May 2022	April 2023	April 2024	Sept 2025
Garbage dumped on public land	--	--	--	--	--	83%	--	70%	65%	67%
Deteriorating streets and roads	51%	55%	52%	47%	--	64%	--	63%	--	65%
Growing income inequality	56%	60%	58%	60%	67%	--	59%	--	--	62%
The impacts of wildfires	--	--	--	--	76%	--	68%	--	--	61%
Climate change	*60%	63%	63%	65%	63%	--	--	53%	54%	55%
Pollution of rivers, lakes and streams	--	--	--	--	57%	--	59%	--	--	54%
Loss of natural areas	--	--	--	--	52%	--	46%	--	--	52%
Racism in greater Portland	--	--	--	--	50%	--	--	47%	34%	34%
Extreme weather	--	--	--	--	52%	--	35%	--	--	30%
A lack of convenient public transportation	--	--	--	--	--	*23%	--	22%	21%	21%



Goals for the Region

In an April 2023 baseline survey of adults, people especially valued striving to make the region “a place where people feel safe.”

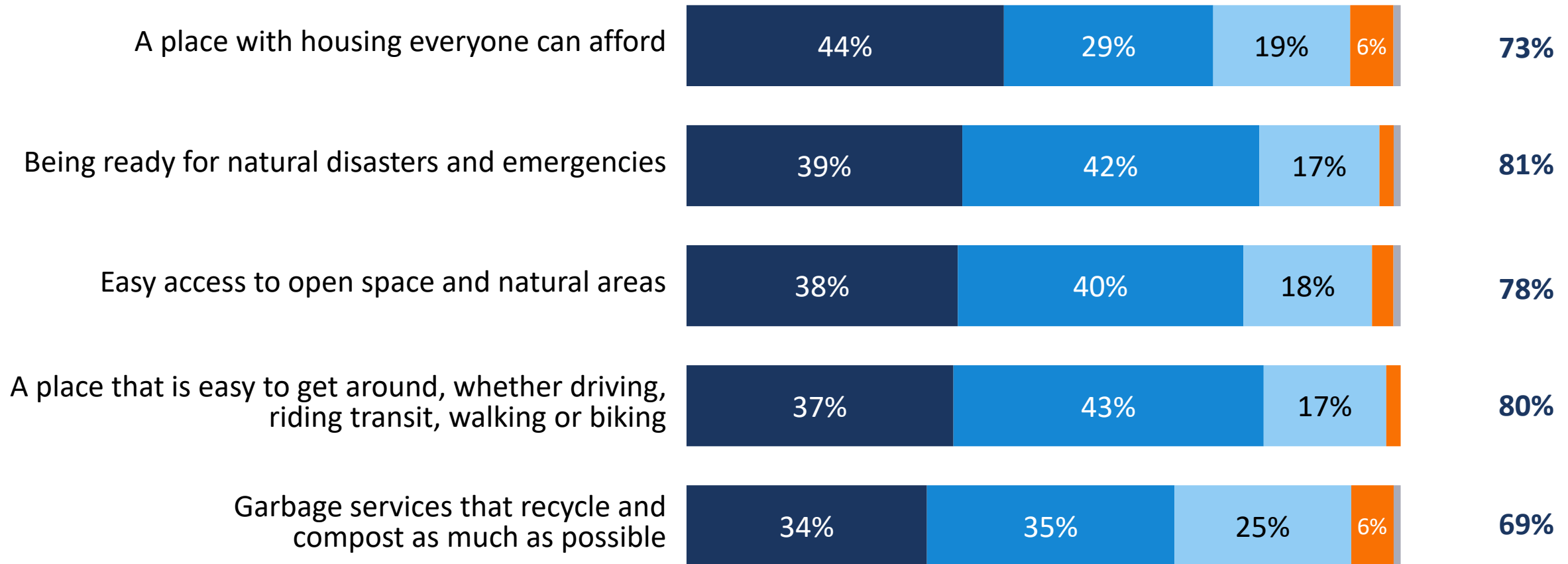
I’m going to read you a list of goals that some people might have for the greater Portland area. Please tell me how important that goal is to you personally as you think about the future of the Portland region: is it extremely important, very important, somewhat important, or not important?



Majorities also said each other priority tested is at least “very important” to them.

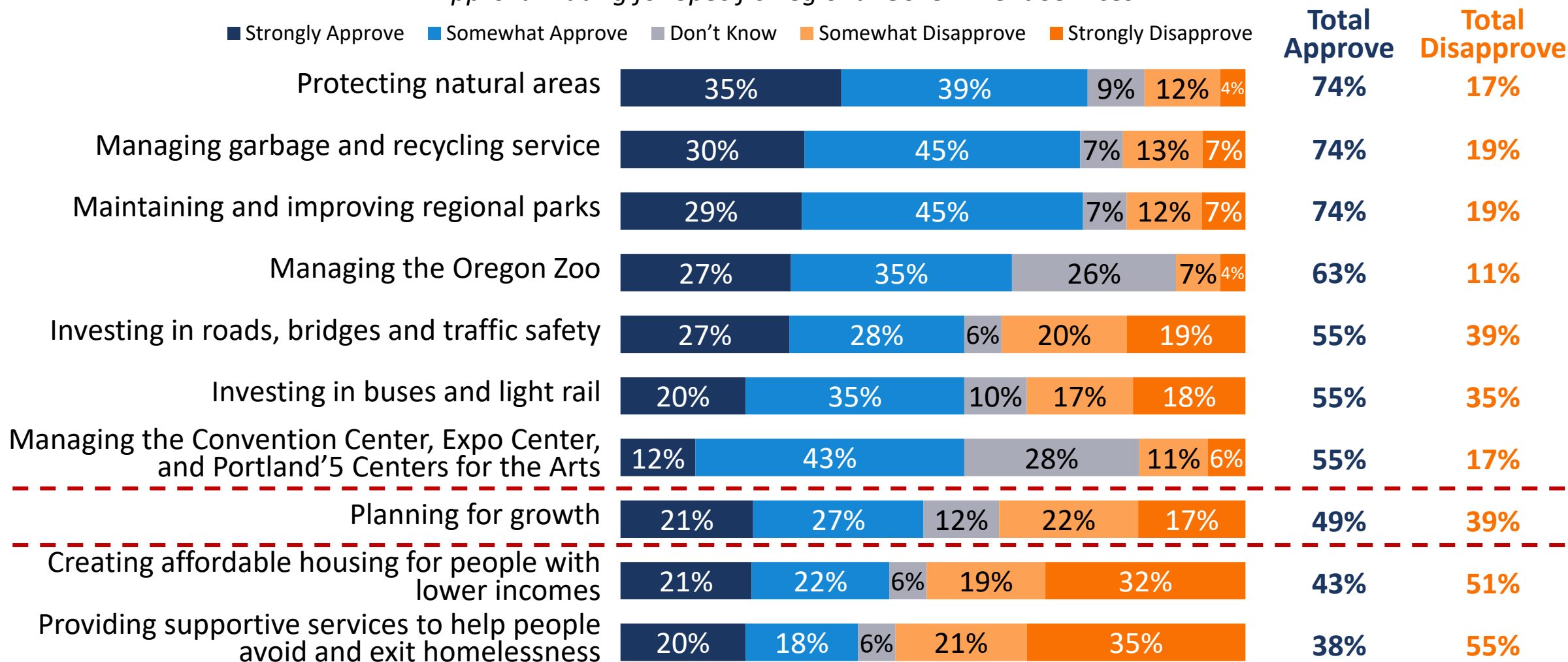
■ Extremely Important ■ Very Important ■ Somewhat Important ■ Not Important ■ Don't Know

Extremely/Very Important



Voters broadly approve of natural areas protection, parks maintenance, and garbage and recycling services.

Approval Rating for Specific Regional Government Services

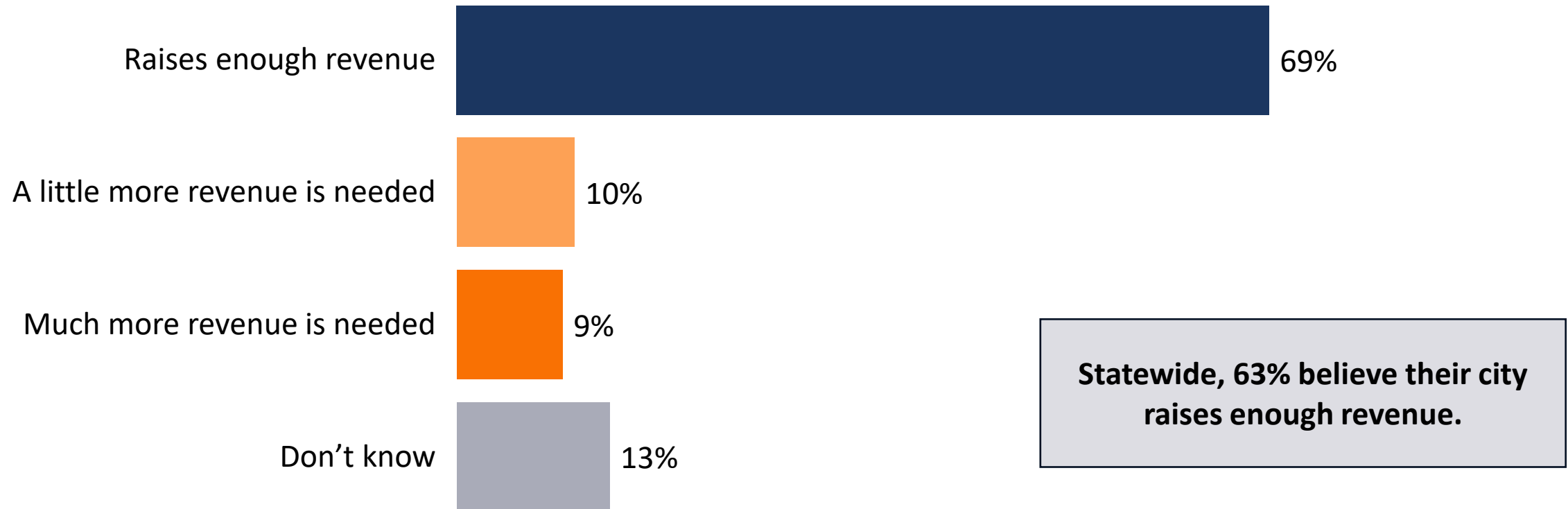




Views of Taxes and Revenue

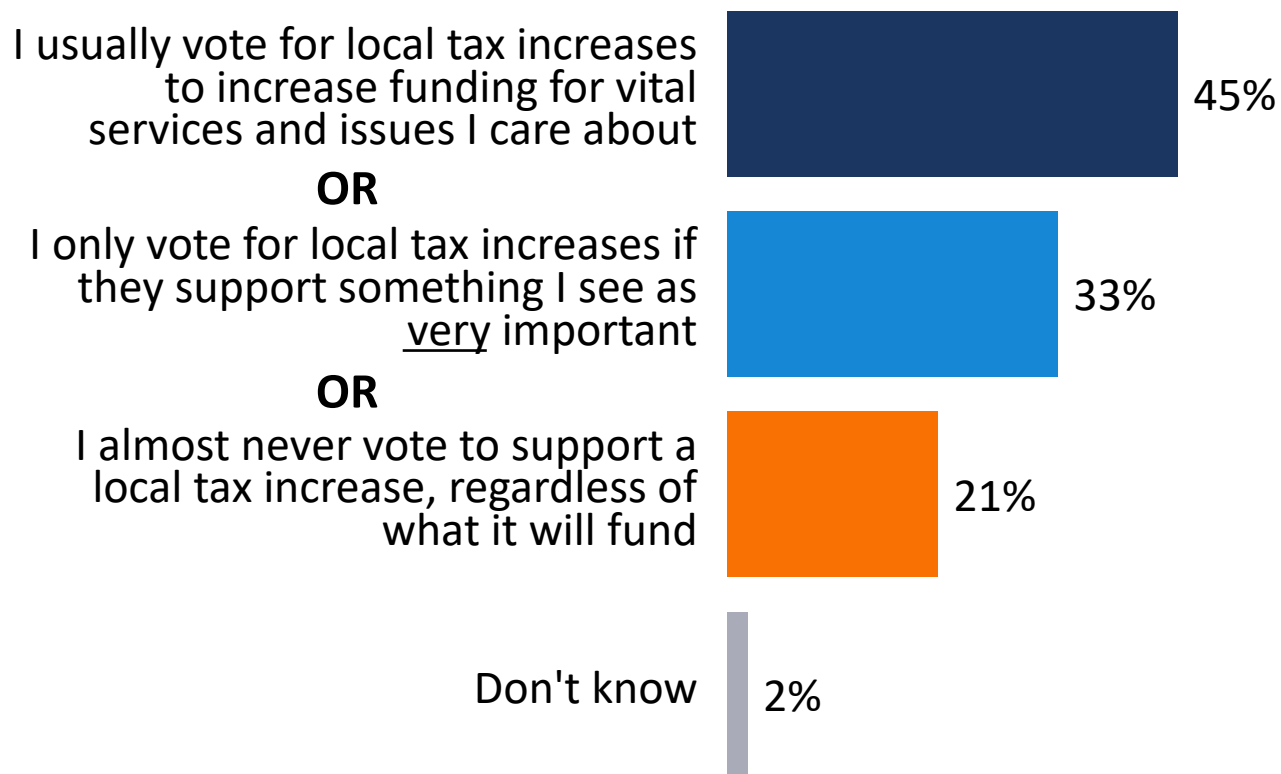
Voters largely believe that their local governments raise enough revenue to meet local needs adequately already.

And based on your best guess, do you think that your City government currently raises enough revenue in taxes to meet local needs adequately, or that more revenue is needed to meet these needs?

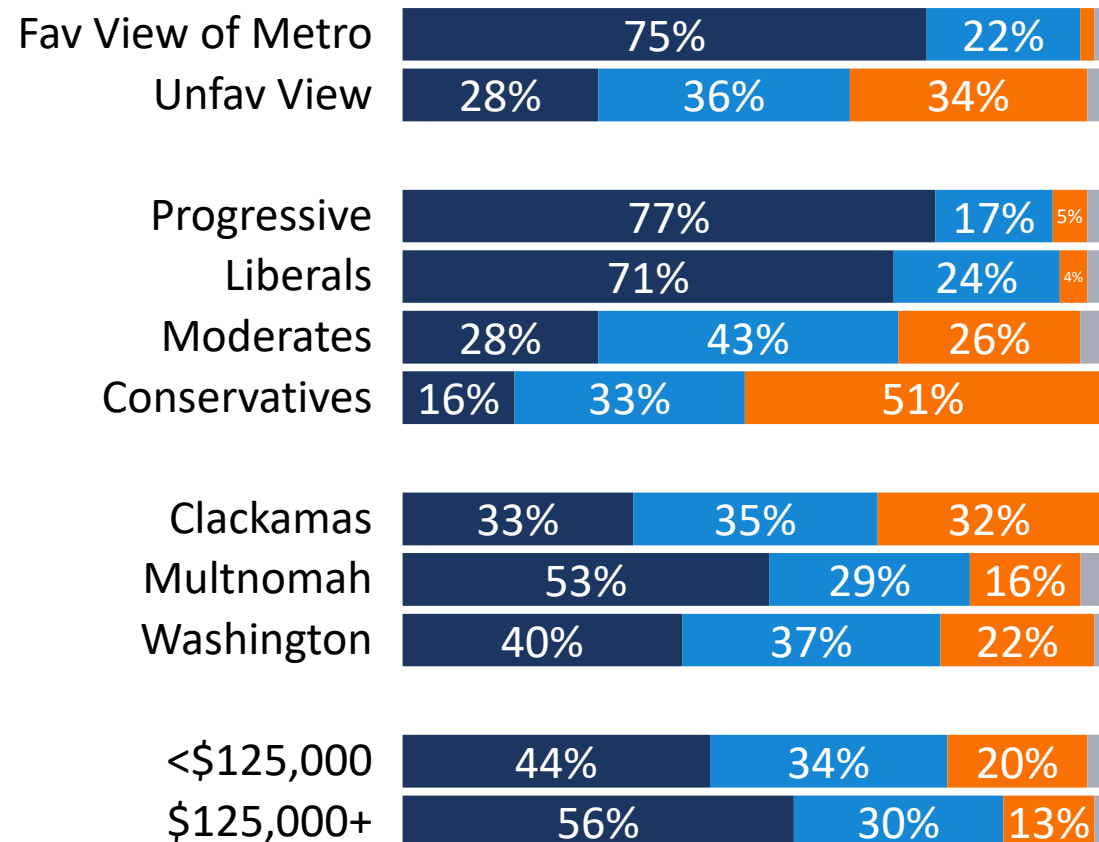


Nearly four in five say they vote for local tax increases for things they see as very important ...

Which of the following three statements comes closest to your opinion? Please choose just one even if it's hard to decide.

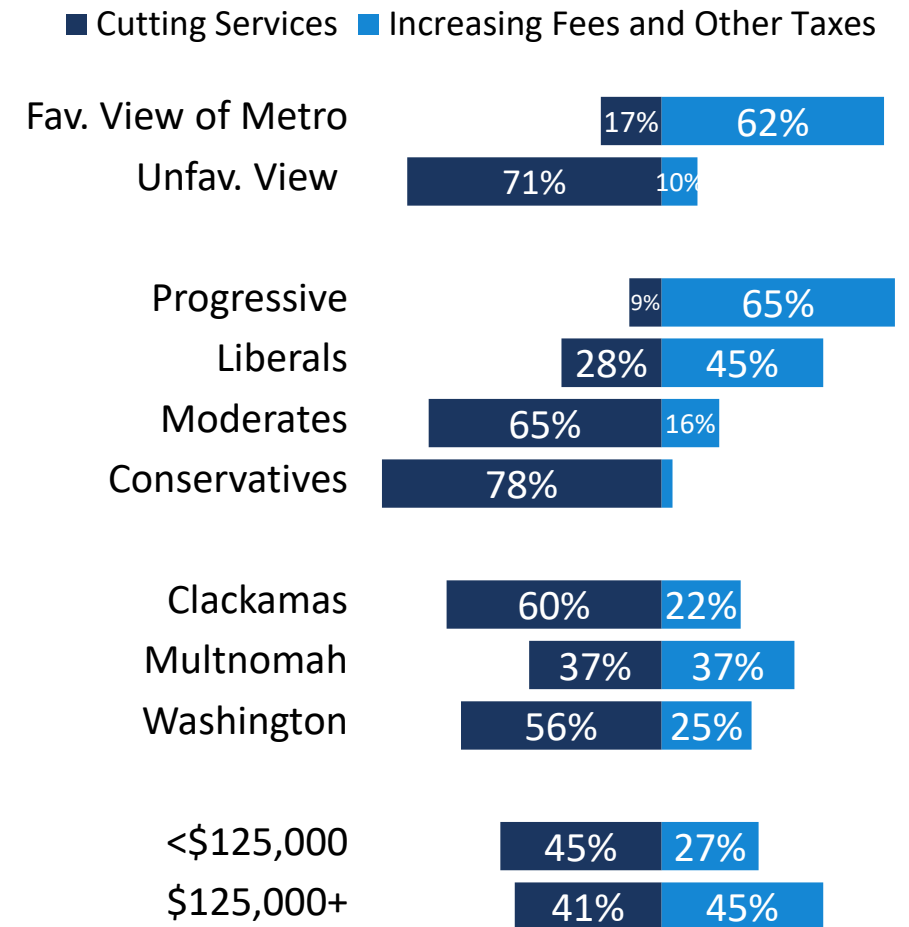
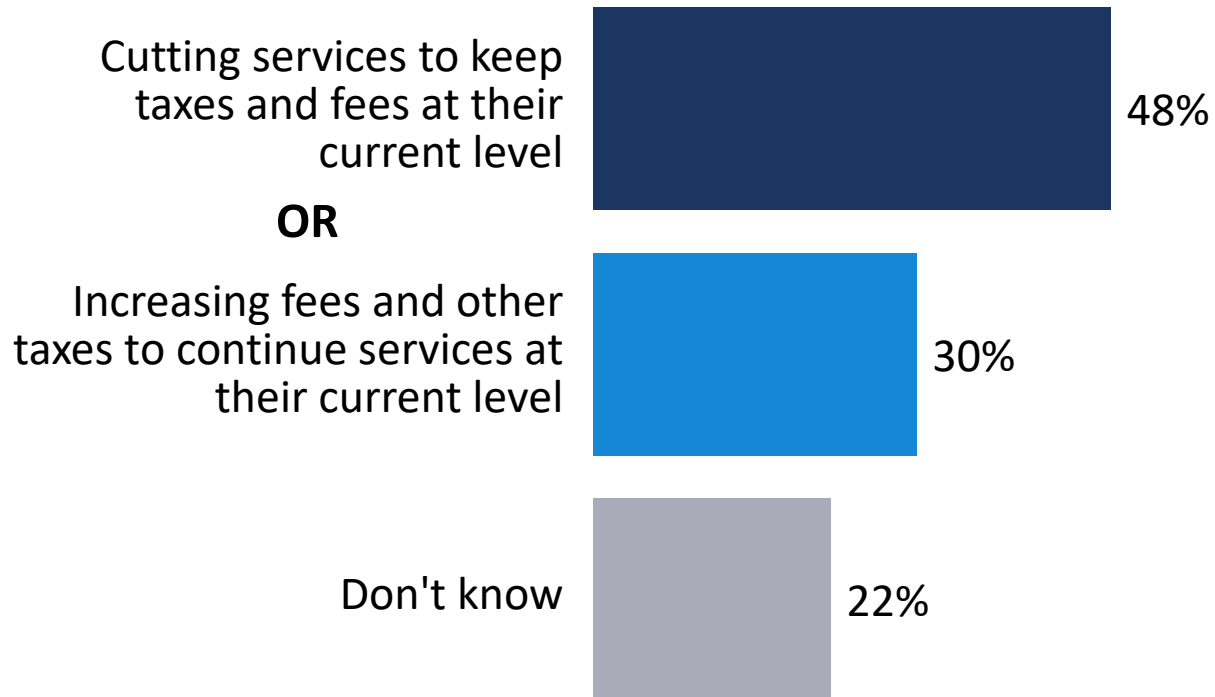


■ Vital Services ■ Very Important ■ Never ■ Don't Know



... but in principle, a strong plurality of voters prefers cutting services in order to keep taxes and fees at their current levels.

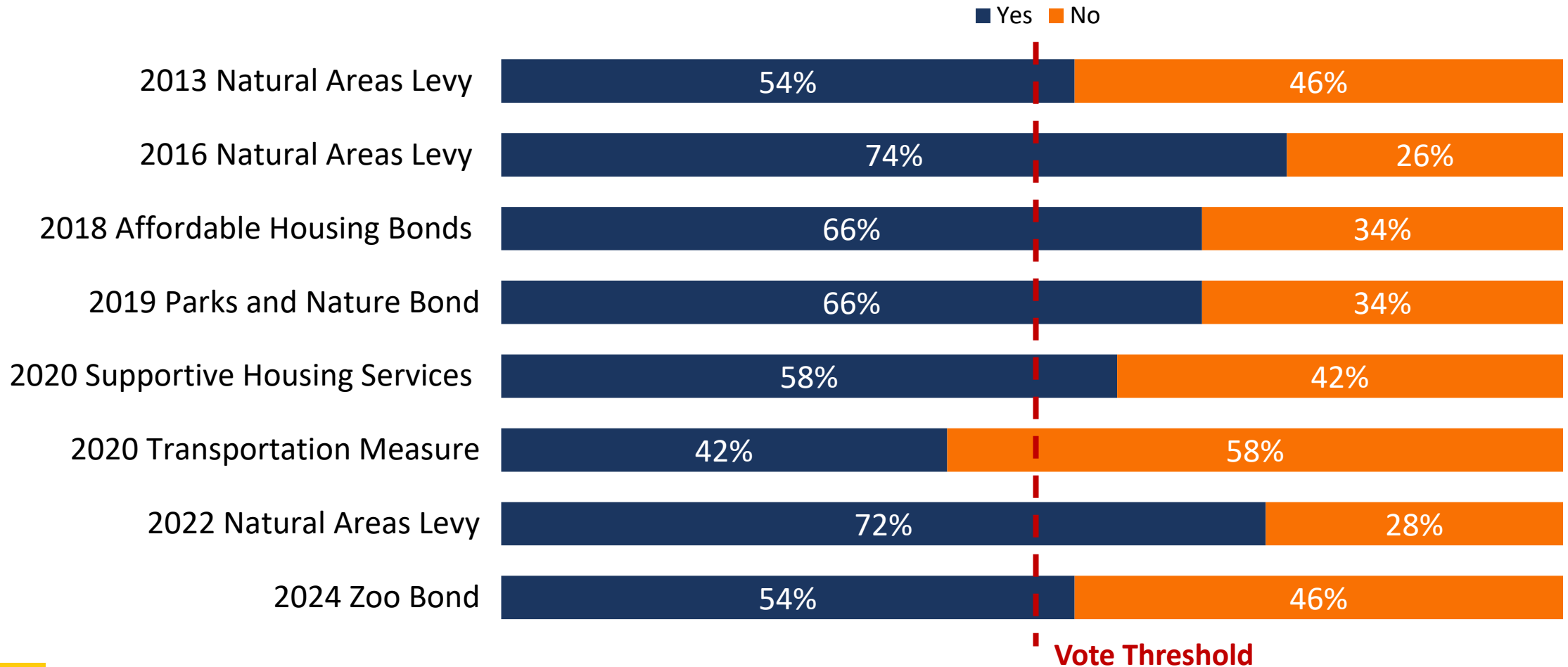
Which of the following approaches would you prefer that regional government take to address the fact that the cost of providing services is increasing, while the property tax revenue that funds these services is largely unchanged:





Ballot Measure Decision-Making

Metro voters typically approve finance measures by broad margins – though the transportation measure failed in the face of strong opposition, and the Zoo bond passed more narrowly.



Measure decision-making is typically based on three questions.

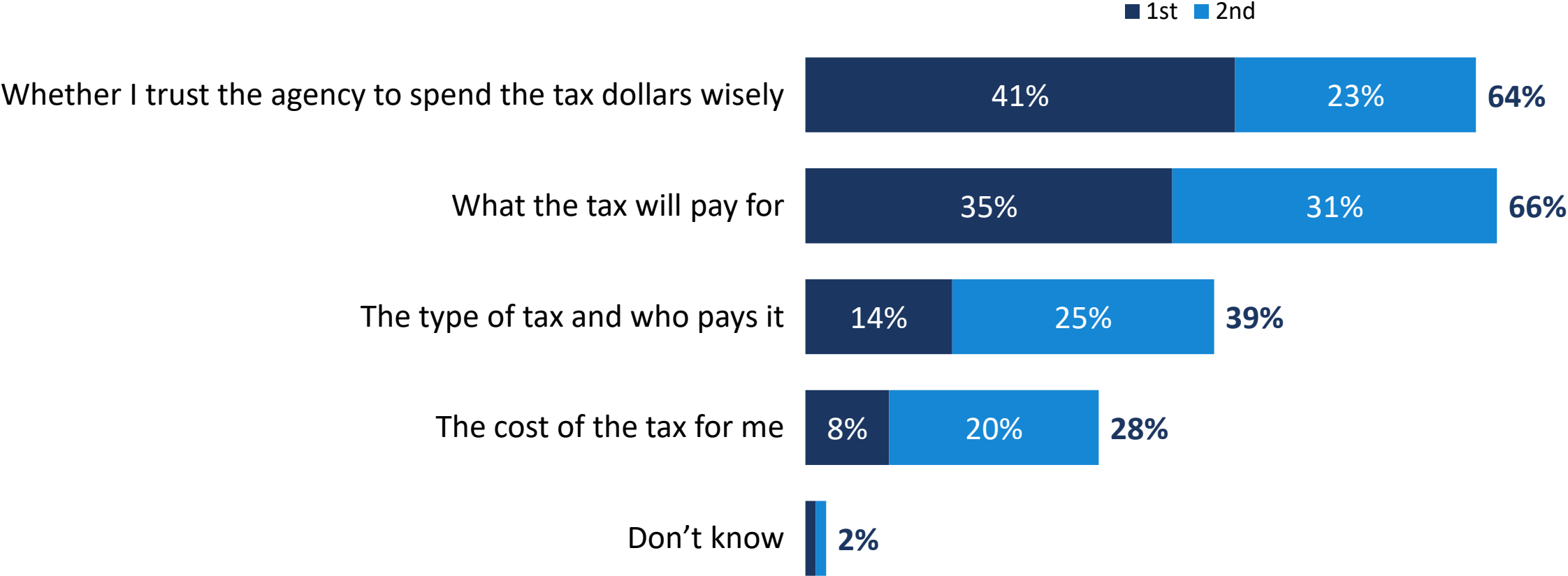
We typically find that voters evaluate measures by asking three questions about them:

1. Does the measure fund a service that they identify as an **appropriate need**?
2. Does the proposed funding mechanism strike them as **fair and affordable**?
3. Do they **trust the agency** that will collect and distribute the funds?


If the answer to all three questions is **yes**, they will typically vote in favor of a measure.

In a Sept. poll, voters said their top considerations when voting on a measure are trust in government and where the funding will be spent.

When it comes to considering your vote on a proposed local tax measure, which is the most important consideration?



What can be done to address these considerations in crafting a ballot measure?



1. **Appropriate need:** Clearly align the outcomes of the measure with voters' priorities
2. **Fair and affordable:** Thoroughly vet these factors through polling, then build a coalition that supports it, and avoid organized opposition
3. **Trust the agency:** Do a good job spending the money you have and show progress

... and it depends.

Facts on the ground matter

So does the history of the program and services

Don't assume

More than seven in ten regional voters support renewing the parks and nature levy.

■ Strongly Support ■ Somewhat Support ■ Don't Know ■ Somewhat Oppose ■ Strongly Oppose

Total Support **Total Oppose**


Renewing an existing levy to protect water quality, restore fish and wildlife habitat, and provide regional parks and natural areas, which costs the average household about \$29 per year



78%

21%

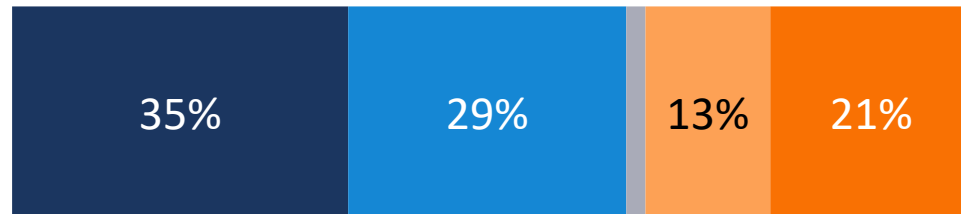
^Issuing \$600 million in bonds for fixing roads and streets, improving transit and road safety, and upgrading bridges to survive an earthquake, which would cost the average household about \$69 per year



69%

29%

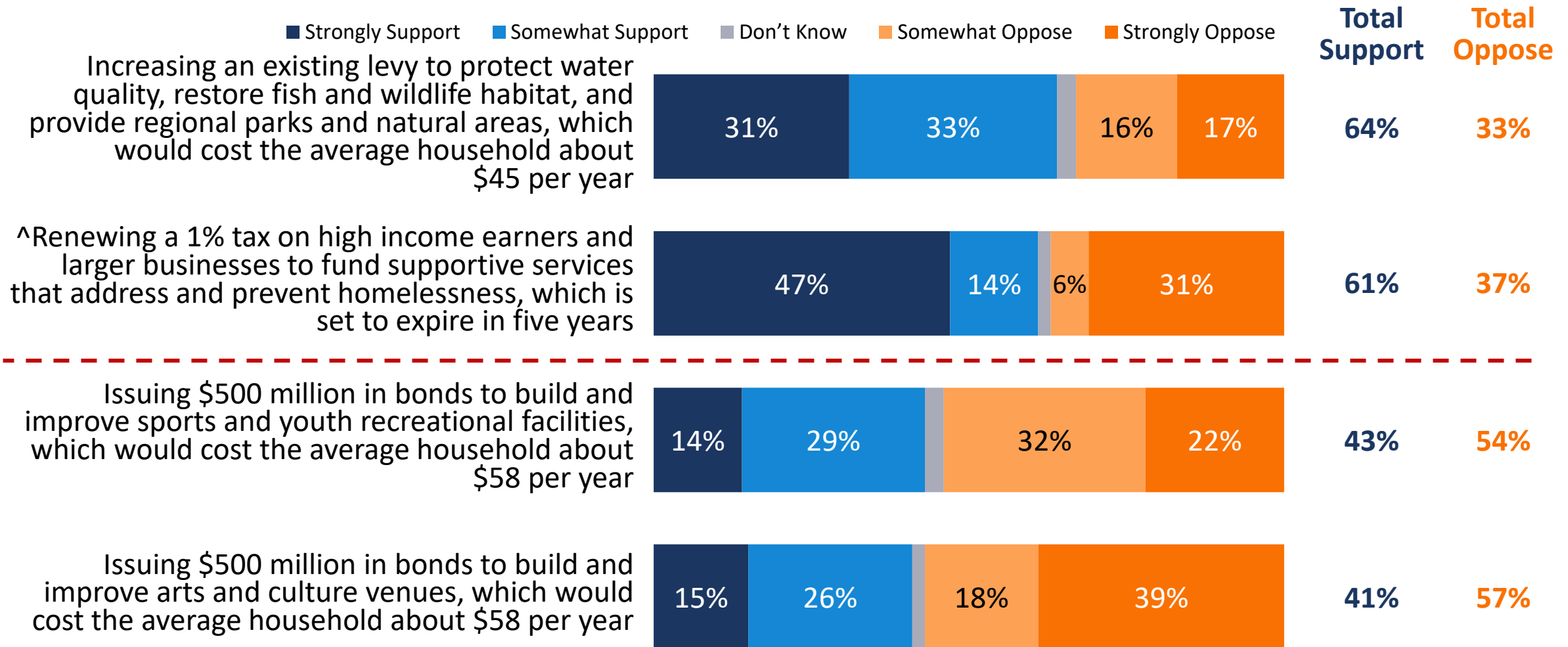
^Issuing \$670 million in bonds to create new affordable housing for seniors, low-income families, veterans and people with disabilities, which would cost the average household about \$77 per year









64%

34%

Nearly two-thirds also support increasing the parks and nature levy, or renewing the supportive housing services measure.



A Sept 2025 poll assessed key investment priorities.

Priority Area	Level of Concern	Approval of Current Performance	Overall Support for Investment	Support for Investment by Moderates
 Parks and Nature	● ●	● ● ● ●	● ● ● Increase ● ● ● ● Renew	● ● ● ●
 Transportation	● ●	● ●	● ● ●	● ●
 Affordable Housing	● ● ● ●	●	● ● ●	●
 Homelessness	● ● ● ● ●	●	● ● ●	●
 Sports and Recreation*	●	● ●	●	●
 Arts and Culture*	●	● ●	●	●



Miranda Everitt
Miranda@FM3research.com