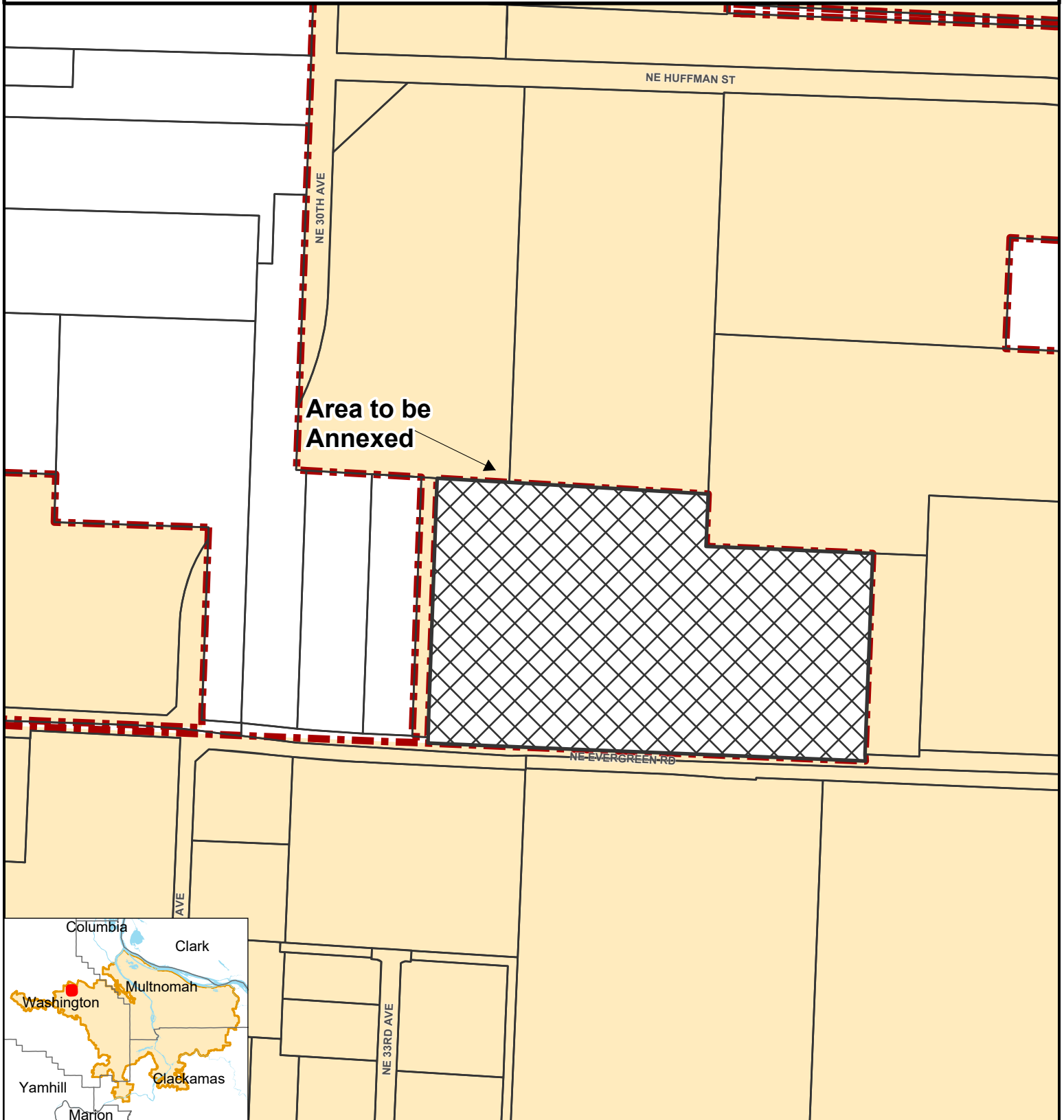


Proposal No. AN0623



1N2W21

Annexation to the Metro Service District

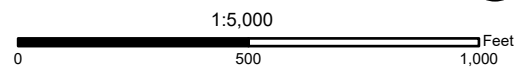
Washington County



Research Center
 600 NE Grand Ave
 Portland, OR 97232-2736
 (503) 797-1742
<http://www.oregonmetro.gov/drc>

-  Taxlots
-  Metro district boundary

Proposal No. AN0623



The information on this map was derived from digital databases on Metro's GIS. Care was taken in the creation of this map. Metro cannot accept any responsibility for errors, omissions, or positional accuracy. There are no warranties, expressed or implied, including the warranty of merchantability or fitness for a particular purpose, accompanying this product. However, notification of any errors will be appreciated.